

ANNUAL QUALITY ASSURANCE REPORT

(2010-11)

SUBMITTED TO

NATIONAL ASSESSMENT AND ACCREDITATION COUNCIL (NAAC)

BANGALORE -560072

ON

15-09-2018



SUBMITTED BY

INTERNAL QUALITY ASSURANCE CELL

PRAGJYOTISH COLLEGE

PO: BHARALUMUKH, GUWAHATI

DIST: KAMRUP (M) ASSAM, PIN: 781009

Email: iqac15pragcollege@gmail.com

The Annual Quality Assurance Report (AQAR) of the IQAC

Part – A

AQAR for the year

December 1, 2010 to June 30, 2011

1. Details of the Institution

1.1 Name of the Institution

Pragiyotish College

1.2 Address Line 1

Bharalumukh

Address Line 2

J.P. Agarwala Road

City/Town

Guwahati

State

Assam

Pin Code

781 009

Institution e-mail address

pragiyotishcollege@yahoo.co.in

Contact Nos.

0361 - 2544531

Name of the Head of the Institution:

Dr. Dayananda Pathak

Smt. Gauri Devi (01/02/2011 onwards)

Tel. No. with STD Code:

0361 - 2544531

Mobile:

98540-50947

Name of the IQAC Co-ordinator:

Dr. Runima Baishya

Mobile:

98640-43286

IQAC e-mail address:

Iqac15pragcollege@gmail.com

1.3 NAAC Track ID (For ex. MHC0GN 18879)

OR

1.4 NAAC Executive Committee No. & Date:

EC/54/RAR/040 dated 08-01-2011

(For Example EC/32/A&A/143 dated 3-5-2004.

This EC no. is available in the right corner- bottom
of your institution's Accreditation Certificate)

1.5 Website address:

www.pragiyotishcollege.org.in

Web-link of the AQAR:

For ex. <http://www.ladykeanecollege.edu.in/AQAR2012-13.doc>

1.6 Accreditation Details

Sl. No.	Cycle	Grade	CGPA	Year of Accreditation	Validity Period
1	1 st Cycle	B	73*	2004	07/01/2009
2	2 nd Cycle	B	2.61	2010	07/01/2016
3	3 rd Cycle	-	-	-	-
4	4 th Cycle	-	-	-	-

* Institutional Score

1.7 Date of Establishment of IQAC: DD/MM/YYYY

1.8 Details of the previous year's AQAR submitted to NAAC after the latest Assessment and Accreditation by NAAC ((for example AQAR 2010-11 submitted to NAAC on 12-10-2011): **NA**)

1.9 Institutional Status

University State Central Deemed Private

Affiliated College Yes No

Constituent College Yes No

Autonomous college of UGC Yes No

Regulatory Agency approved Institution Yes No

(eg. AICTE, BCI, MCI, PCI, NCI)

Type of Institution Co-education Men Women

Urban Rural Tribal

Financial Status Grant-in-aid UGC 2(f) UGC 12B

Grant-in-aid + Self Financing Totally Self-financing

1.10 Type of Faculty/Programme

Arts Science Commerce Law PEI (Phys Edu)

TEI (Edu) Engineering Health Science Management

Others (Specify)

1.11 Name of the Affiliating University (for the Colleges)

1.12 Special status conferred by Central/ State Government-- UGC/CSIR/DST/DBT/ICMR etc

Autonomy by State/Central Govt. / University	No		
University with Potential for Excellence	No	UGC-CPE	No
DST Star Scheme	No	UGC-CE	No
UGC-Special Assistance Programme	No	DST-FIST	No
UGC-Innovative PG programmes	No	Any other (<i>Specify</i>)	No
UGC-COP Programmes	No		

2. IQAC Composition and Activities

2.1 No. of Teachers	12
2.2 No. of Administrative/Technical staff	07
2.3 No. of students	01
2.4 No. of Management representatives	Nil
2.5 No. of Alumni	01
2.6 No. of any other stakeholder and community representatives	01
2.7 No. of Employers/ Industrialists	Nil
2.8 No. of other External Experts	01
2.9 Total No. of members	23
2.10 No. of IQAC meetings held	01

2.11 No. of meetings with various stakeholders:

Faculty Non-Teaching Staff Students Alumni Others

2.12 Has IQAC received any funding from UGC during the year? Yes No

If yes, mention the amount

2.13 Seminars and Conferences (only quality related)

(i) No. of Seminars/Conferences/ Workshops/Symposia organized by the IQAC

Total Nos. International National State Institution Level

(ii) Themes:

2.14 Significant Activities and contributions made by IQAC

1. The members of the NAAC Peer Team visited the college on November 23 and 24, 2010. The team members appreciated the action taken by the College to enhance the quality and the team spirit shown within and across departments. The College was reaccredited by NAAC in January 2011, with a 'B' grade with a CGPA of 2.61 on four point scale.
2. A UGC sponsored national level seminar on "Higher Education under 11th Plan: Strategies for Crisis Management" was organised by IQAC, Pragjyotish College in collaboration with Assam College Principals' Council during 8th-9th January, 2011.
3. Formal Feedback system was introduced for faculty, non-teaching staff/support staff and alumni.
4. IQAC motivates for research publication and 11 numbers of research papers in peer-reviewed National and International Journals were published.
5. Six numbers of books and seven chapters in edited volume with ISBN number were published.
6. IQAC acts as a nodal agency for coordinating academic quality related activities of the college.

2.15 Plan of Action by IQAC/Outcome

The plan of action chalked out by the IQAC in the beginning of the year towards quality enhancement and the outcome achieved by the end of the year *

Plan of Action	Achievements
<ol style="list-style-type: none"> 1. To explore formal feedback from the stakeholders of the college. 2. To maintain/continue the Baby-Care Center in the college campus (which was inaugurated on 15th June, 2010) for welfare of faculty members. 3. To organize a UGC sponsored National Seminar. 	<ol style="list-style-type: none"> 1. Feedback forms are distributed, filled forms are collected and analysed. 2. The Baby-Care Centre is continued with enrollment of 6 numbers of babies of the faculty members at the ground floor of the Girls' Hostel. 3. UGC sponsored National Seminar on the topic "Higher Education under 11th Plan: Strategies for Crisis Management" was organised by IQAC, Pragjyotish College in collaboration with Assam College Principals' Council on 8th and 9th January, 2011.

* An Academic Calendar is attached in **Annexure I**

2.15 Whether the AQAR was placed in statutory body Yes No
 Management Syndicate Any other body

Provide the details of the action taken

Approved with minor correction for onward transmission

Part – B

Criterion – I

1. Curricular Aspects

1.1 Details about Academic Programmes

Level of the Programme	Number of existing Programmes	Number of programmes added during the year	Number of self-financing programmes	Number of value added / Career Oriented programmes
PhD	02 (Assamese, Sanskrit)	Nil		
PG	02 (Assamese, MTM)	Nil	01 (MTM)	
UG	05 (Arts, Science, Commerce, BCA and BBA)	Nil	03 (BCA, BBA and Commerce)	
PG Diploma	02 (Computer Application, Translation Studies)	Nil		
Advanced Diploma	Nil	Nil		
Diploma	Nil	Nil		
Certificate	04* (Spoken Sanskrit, Fashion Designing, Folk & Modern Dance, Mass communication and journalism)	Nil		
Others	05 [TTM, HS (Arts, Science, Commerce), Functional English, IFF, IT]	Nil		02 (NCC, NSS)
Total	20	Nil	04	02

**(i) Sanskrit Department conducted a 15 months certificate course on "Spoken Sanskrit" in collaboration with Rashtriya Sanskrit Santha (Deemed University, New Delhi) and (ii) A certificate course on Fashion Designing is running by the Department of Philosophy.*

Interdisciplinary	Nil	Nil	Nil	Nil
Innovative	Nil	Nil	Nil	Nil

1.2 (i) Flexibility of the Curriculum: CBCS/Core/**Elective option** / Open options

√

(ii) Pattern of programmes:

Pattern	Number of programmes
Semester	04 [BBA, BCA, MTM, MA (Assamese)]
Trimester	Nil
Annual	03 [B.A, B. Sc, B.Com]

1.3 Feedback from stakeholders* Alumni Parents Employers Students
(On all aspects)

Mode of feedback : Online Manual Co-operating schools (for PEI)

- *Feedbacks from Student, Faculty, Non-Teaching Staff/Support Staff are taken, analysed and presented in the Annexure II*

1.4 Whether there is any revision/update of regulation or syllabi, if yes, mention their salient aspects.

No

1.5 Any new Department/Centre introduced during the year. If yes, give details.

No

Criterion – II

2. Teaching, Learning and Evaluation

2.1 Total No. of permanent faculty

Total	Assistant. Professors	Associate Professors	Professors	Others
75	46	29	-	18 (Commerce)

2.2 No. of permanent faculty with Ph.D.

26

2.3 No. of Faculty Positions Recruited (R) and Vacant (V) during the year

Assistant Professors		Associate Professors		Professors		Others		Total	
R	V	R	V	R	V	R	V	R	V
0	09	0	0	0	0	01*	0	01	09

*Whole time lecturer in the department of Bodo

2.4 No. of Guest and Visiting faculty and Temporary faculty

41

05

13

2.5 Faculty participation in conferences and symposia:

No. of Faculty	International level	National level	State level
Attended	16	71	12
Presented papers	09	46	05
Resource Persons	01	09	04

2.6 Innovative processes adopted by the institution in Teaching and Learning:

- ICT-enabled teaching-learning process followed. Power point presentation through LCD projector is introduced in classroom teaching.
- Lecture method is supplemented by other learner-centered methods such as class seminars, group discussion, class evaluation, home assignment, demonstration, field study, movie screening, publishing wall magazines, role playing etc.

2.7 Total No. of actual teaching days during this academic year

258

2.8 Examination/ Evaluation Reforms initiated by the Institution (for example: Open Book Examination, Bar Coding, Double Valuation, Photocopy, Online Multiple Choice Questions)

Students are evaluated for internal assessment marks (20%) by conducting examination, seminars, assignments, projects.

2.9 No. of faculty members involved in curriculum restructuring/revision/syllabus development as member of Board of Study/Faculty/Curriculum Development workshop

07

02

07

2.10 Average percentage of attendance of students:

81 (Major), 68 (General)

2.11 Course/Programme wise distribution of pass percentage:

Title of the Programme	Total no. of students appeared	Division				
		Distinction %	I %	II %	III %	Pass %
PG (Assamese)	41	Nil	03	38	Nil	100
PG (MTM)	23	Nil	14	06	Nil	86.9
UG (Arts)	494	Nil	03	153	59	50.2
UG (Sc.)	85	Nil	12	46	58	68.0
UG (Commerce)	164	Nil	-	70	43	65.0

2.12 How does IQAC Contribute/Monitor/Evaluate the Teaching & Learning processes :

IQAC collects self-appraisal reports of the faculty members. Feedbacks are taken from the students, faculty members and analyzed for improving quality. IQAC team interacts with the Head of the Departments for effective management of the concerned departments. It also encourages teaching staff for research, publications, paper presentations and participation in international/national/regional workshops. IQAC also suggests for conducting remedial courses/tutorial classes for the weak students.

2.13 Initiatives undertaken towards faculty development:

<i>Faculty / Staff Development Programmes</i>	<i>Number of faculty benefitted</i>
Refresher courses	Nil
UGC – Faculty Improvement Programme	Nil
HRD programmes	Nil
Orientation programmes	Nil
Faculty exchange programme	Nil
Staff training conducted by the university	Nil
Staff training conducted by other institutions	Nil
Summer / Winter schools, Workshops, etc.	Nil
Others	Nil

2.14 Details of Administrative and Technical staff

Category	Number of Permanent Employees	Number of Vacant Positions	Number of permanent positions filled during the Year	Number of positions filled temporarily
Administrative Staff	34	03	05	Nil
Technical Staff	Nil	Nil	Nil	Nil

Criterion – III

3. Research, Consultancy and Extension

3.1 Initiatives of the IQAC in Sensitizing/Promoting Research Climate in the institution

- Research is a significant activity of the college. During this academic year 33 research papers have been published by the faculty members. IQAC encourages faculty members to publish research papers.
- IQAC actively helps in academic publications of the college. Six numbers of books were published by the different Departments in the college during this academic year.
- IQAC is associated with the Research Council of the college and helps preparing minor as well as major research project proposals.

3.2 Details regarding major projects

	Completed	Ongoing	Sanctioned	Submitted
Number	Nil	Nil	Nil	Nil
Outlay in Rs. Lakhs	Nil	Nil	Nil	Nil

3.3 Details regarding minor projects

	Completed	Ongoing	Sanctioned	Submitted
Number	1	2+1=3	Nil	Nil
Outlay in Rs. Lakhs	4	2 + 1.35=3.35	Nil	Nil

3.4 Details on research publications

	International	National	Others
Peer Review Journals	2	9	Nil
Non-Peer Review Journals	Nil	7	4
e-Journals	Nil	Nil	Nil
Conference proceedings	Nil	9	2

3.5 Details on Impact factor of publications:

Range Average h-index Nos. in SCOPUS

3.6 Research funds sanctioned and received from various funding agencies, industry and other organisations

Nature of the Project	Duration Year	Name of the funding Agency	Total grant sanctioned	Received
Major projects	Nil	Nil	Nil	Nil
Minor Projects	2011-2013 (3 yrs.)	UGC	1.35 lakh	1.10 lakh
Interdisciplinary Projects	Nil	Nil	Nil	Nil
Industry sponsored	Nil	Nil	Nil	Nil
Projects sponsored by the University/College	Nil	Nil	Nil	Nil
Students research projects <i>(other than compulsory by the University)</i>	Nil	Nil	Nil	Nil
Any other(Specify)	Nil	Nil	Nil	Nil
Total			1.35 lakh	1.10 lakh

3.7 No. of books published i) With ISBN No. Chapters in Edited Books

ii) Without ISBN No.

3.8 No. of University Departments receiving funds from

UGC-SAP CAS DST-FIST
DPE DBT Scheme/funds

3.9 For colleges Autonomy CPE DBT Star Scheme
INSPIRE CE Any Other (specify)

3.10 Revenue generated through consultancy

3.11 No. of conferences organized by the Institution

Level	International	National	State	University	College
Number	Nil	01	Nil	Nil	Nil
Sponsoring agencies		UGC			Nil

3.12 No. of faculty served as experts, chairpersons or resource persons

3.13 No. of collaborations International National Any other

3.14 No. of linkages created during this year

3.15 Total budget for research for current year in lakhs:

From funding agency From Management of University/College
Total

3.16 No. of patents received this year

Type of Patent		Number
National	Applied	Nil
	Granted	Nil
International	Applied	Nil
	Granted	Nil
Commercialised	Applied	Nil
	Granted	Nil

3.17 No. of research awards/ recognitions received by faculty and research fellow of the institute in the year

Total	International	National	State	University	District	College
Nil	Nil	Nil	Nil	Nil	Nil	Nil

1.18 No. of faculty from the Institution who are Ph. D. Guides and students registered under them

3.19 No. of Ph.D. awarded by faculty from the Institution

3.20 No. of Research scholars receiving the Fellowships (Newly enrolled + existing ones):

JRF SRF Project Fellows Any other

3.21 No. of students Participated in NSS events

University level State level
National level International level

3.22 No. of students participated in NCC events

University level State level
National level International level

**10(NCC-Air, Navy and Army wing) + 43(NCC Girls' wing)*

3.23 No. of Awards won in NSS:

University level State level
National level International level

3.24 No. of Awards won in NCC:

University level State level
National level* International level

1. Sakuntala Boro won the First Prize in Map reading in TSC Camp, Delhi (12th Oct -22nd Oct, 2010) at national level.

2. Barasha Goswami won Gold Medal in Solo Song in Sikkim Trek (2nd Nov-14th Nov, 2010) at national level.

3. Namita Sen was the best Shooter from both the East and the North Eastern Region in a camp held in Mavalankar III East Zone Firing Camp (6th July-16th July), 2010.

4. Samoshree Bora received the Sahara Scholarship of 2010-2011.

5. Senior Cadet Captain Sushanta Sutradhar attended the Nau Sainik Camp at Visakhapattanam and achieved the Best Cadet Trophy-2011.

3.25 No. of Extension activities organized

University forum	Nil	College forum	02		
NCC	Nil	NSS	Nil	Any other	Nil

3.26 Major Activities during the year in the sphere of extension activities and Institutional Social Responsibility

Students and faculty members are inspired by IQAC for social responsibility by sensitizing them for outreach programmes. It encourages students to reach out to the community through Social Awareness Programmes/Service Learning and experiential learning. Blood donation camp is held in the campus in collaboration with Guwahati Medical College and Hospital.

Criterion – IV

4. Infrastructure and Learning Resources

4.1 Details of increase in infrastructure facilities:

Facilities	Existing	Newly created	Source of Fund	Total
Campus area	7.35 acres 7864.3 sq. meter			7.35 acres 7864.3 sq. meter
Class rooms	56			56
Laboratories	12			12
Seminar Halls	1			
No. of important equipments purchased (\geq 1-0 lakh) during the current year.				
Value of the equipment purchased during the year (Rs. in Lakhs)		15.28	UGC	
Others				

4.2 Computerization of administration and library

- College office and library are partially computerized.
- Third Eye Library Management software is installed for digital database.

4.3 Library services:

	Existing		Newly added		Total	
	No.	Value	No.	Value	No.	Value
Text Books	32,981		194		33175	Rs.1,87,000
Reference Books	21,988		128		22116	
e-Books	-		-		-	-
Journals	28		3		31	Rs.9,300
e-Journals	-				-	
Digital Database	Third Eye Library Management					Rs.25,000
CD & Video	20		20		40	Rs.2,200
Others (specify) News Paper	8		2		10	Rs.20,360

* In addition, many books are available with departmental libraries

4.4 Technology up gradation (overall)

	Total Computers	Computer Labs	Internet	Browsing Centres	Computer Centres	Office	Departments	Others
Existing	30	11	Nil	Nil	Nil	2	17	Nil
Added	2	Nil	Nil	Nil	Nil	1	1	Nil
Total	32	11	Nil	Nil	Nil	3	18	Nil

4.5 Computer, Internet access, training to teachers and students and any other programme for technology upgradation (Networking, e-Governance etc.)

- Most of the departments have been provided with computer facility. Majority of teachers are accustomed with computer knowledge.
- Students are encouraged to use computers for Power Point Presentations for their seminars and projects.
- LCD projector is given to some departments.
- The Computer Science department of the college conducts computer courses for various stakeholders.

4.6 Amount spent on maintenance in lakhs

i) ICT	9.32
ii) Campus Infrastructure and facilities	34.93
iii) Equipments	13.38
iv) Others	26.93
Total :	84.56

Criterion – V

5. Student Support and Progression

5.1 Contribution of IQAC in enhancing awareness about Student Support Services

- IQAC helps to provide photocopy facilities to the students and faculties in the library.
- IQAC take initiatives for financial assistance to economically weaker students.
- IQAC helps to provide personal counseling by the teachers to the students to minimize the dropout rate.
- IQAC hold stakeholders meeting to discuss various agendas for the upliftment of the student support service.

5.2 Efforts made by the institution for tracking the progression

- The college maintains the records of all internal and end semester examinations through examination committee.
- The Placement Cell conducts training programmes for students like personality development, “How to face interview”, Group discussion, etc.
- The Alumni Association maintains consistent correspondence with alumni.
- Every department maintains a register for recording the progress of students.
- IQAC maintains record for academic achievements of the teachers and students as well.

5.3 (a) Total Number of students

UG	PG	Ph. D.	Others
2106	200	Nil	1131 (HS)

(b) No. of students outside the state

968

(c) No. of international students

Nil

Men

No	%
Nil	-

Women

No	%
Nil	-

Last Year						This Year					
General	SC	ST	OBC	Physically Challenged	Total	General	SC	ST	OBC	Physically Challenged	Total
1152	205	500	430	Nil	2287	1468	232	169	437	Nil	2306*

*Excluding others (HS)

Demand ratio= 2.40:1 Dropout*= 9.47%

**Dropout rate is calculated by the difference between the students got admitted in 1st semester and the students appeared in 1st semester final examination.*

5.4 Details of student support mechanism for coaching for competitive examinations (If any)

The Department of Geography organized coaching for preparing the students for various competitive exams like SSC, UPSC, Bank PO etc.

No. of students beneficiaries

5.5 No. of students qualified in these examinations

NET SET/SLET GATE CAT
IAS/IPS etc State PSC UPSC Others*

* One student (Nayanmoni Tripure) selected for IIM (Ranchi)

5.6 Details of student counselling and career guidance

The faculty of the college provides counseling assistance to the students and helps them to choose their career of interest.

No. of students benefitted

5.7 Details of campus placement

<i>On campus</i>			<i>Off Campus</i>
Number of Organizations Visited	Number of Students Participated	Number of Students Placed	Number of Students Placed
Nil	Nil	Nil	Nil

5.8 Details of gender sensitization programmes

- A lecture on Women Empowerment was delivered by Dr. Nalini Devi Mishra, Professor, Department of Sanskrit, Gauhati University on the occasion of International Women Day on 08/03/2011.
- Pragjyotish College Women Study Centre (PCWSC) observed Women's Day in collaboration with Paschim Guwahati Lekhika Sanstha). A talk was also delivered by Dr. Bismita Bezbaruah on Women Empowerment.

5.9 Students Activities

5.9.1 No. of students participated in Sports, Games and other events

State/ University level National level International level*

No. of students participated in cultural events

State/ University level National level International level

* Abu Naschim Ahmed and Parvez Aziz played for Indian cricket team.

5.9.2 No. of medals /awards won by students in Sports, Games and other events

Sports: State/ University level*	01	National level	Nil	International level	Nil
Cultural: State/ University level	Nil	National level**	04	International level	

*Best cricket team- defeated Paschim Guwahati College

** 1. Barsha Goswami-Gold Medal-Singing Competition (Girls' Sikkim Trekking)(NCC)

2. Krishna Chetri received NCC "C certificate"

3. Best cadet –Sushanta Sutradhar (Vishakapatnam)

4. Bishal Mahoor –Bronze in Aero Modelling

5.10 Scholarships and Financial Support

	Number of students	Amount
Financial support from institution	Nil	Nil
Financial support from government	74	Rs.3,80,120
Financial support from other sources	Nil	Nil
Number of students who received International/ National recognitions	Nil	Nil

5.11 Student organised / initiatives

Fairs: State/ University level Nil National level Nil International level Nil

Exhibition: State/ University level* 01 National level Nil International level Nil

*Exhibition organised by MTM Department on World Tourism Day on 27th September

5.12 No. of social initiatives undertaken by the students 08

5.13 Major grievances of students (if any) redressed:

There was a problem related to desk benches in the class rooms of the college which was raised by the students. The college authority has redressed the issue. Students also raised the issue related to Sports & Music infrastructure within the College campus. The college authority has tried its level best to improve the status as required by the students.

Criterion – VI

6. Governance, Leadership and Management

6.1 State the Vision and Mission of the institution

Vision

To establish this seat of higher learning as one of the first grade institutions of the country having autonomous status

Mission

- To have full control over curriculum, management and evaluation keeping in mind the actual needs of the students.
- To foster leadership qualities in the students exploiting their fullest potentials.
- To inculcate value of patriotism, internal discipline, in thoughts and actions.
- To foster a healthy interpersonal relationship amongst the students.
- To promote a scientific and rational thinking amongst the students.
- To create a congenial environment for the all-round development of the students in their future life.

6.2 Does the Institution has a management Information System

The college does not have a Management Information System (MIS). The College ensures a system of organized and channeled management information flow and decision making processes through different bodies like Governing Body, and the Finance Committee for various administrative works, under the leadership and guidance of the Principal.

6.3 Quality improvement strategies adopted by the institution for each of the following:

6.3.1 Curriculum Development

The College is affiliated to Gauhati University and hence syllabus and curriculum are designed by the university (parent institution). Nevertheless, a large number of teachers from different department are members of the syllabus committee for curriculum restructuring/ revision/ syllabus development. Faculty members attended curriculum development workshops organized by the University and other colleges and suggestions are given accordingly.

6.3.2 Teaching and Learning

- A general routine is prepared by the routine committee and classrooms are allotted as per the requirement of each department. The Head of the Department makes all the necessary rectification concerning the departmental activities.
- Provisions are also made for undertaking necessary projects, excursion, field works, visit to higher educational institutions like IIT Guwahati, Gauhati University etc.
- Group discussion, seminars, course related quiz, surprise test etc. are held round the year so that there is active involvement of the students in the teaching learning process.
- Remedial classes are also held towards the end of each session to help the academically weak students.
- Study materials and home assignments are also given to the students for their comprehensive learning. Students are given help and training in the use of computer services and are informed about the availability of reading materials and e-resources for the prescribed syllabus.
- Talks by scholars and renowned personalities are arranged to motivate students to achieve higher goals.

6.3.3 Examination and Evaluation

Examination and evaluation are conducted as per the rules/direction of the university. The teaching staffs take active part in all the required confidential works. The college is also an important Examination Zonal Centre for different streams and semesters conducted by the university. Spot evaluations of final examination are done by the faculty members in examination zones fixed by the University. In the sessional examinations, there is in-house evaluation which is completed within a specified time.

6.3.4 Research and Development

- The college authority encourages research work. Some faculty members have guideship for Ph.D and hence are actively involved in research work. Pragjyotish College Research Council (PCRC) formulates the strategies for Research and Development of the College and encourages its faculty members to apply for Minor and Major Research Projects from UGC and other funding agencies. The PCRC examines the research proposals of the faculties and approves for submission. As a result of constant encouragement by the college, about 35 per cent of permanent faculties have completed PhD and few others are pursuing.
- The college encourages the faculty members to present research papers in seminars and conferences and publish the papers in peer reviewed journals.
- The college encourages and sanctions leave to its staff to attend FDP, Orientation programmes, Refresher Courses and Short term courses so that they can update their domain knowledge and also get acquainted with the latest developments and teaching methods.
- The college has received 10(ten) ISBN and will be publishing books shortly.
- The college has also applied for a Bio-Technology Hub to enhance knowledge related to Life sciences.

6.3.5 Library, ICT and physical infrastructure / instrumentation

Library

The college library plays vital role in the development of academic and imparting knowledge to the students as well as teaching staff of the college. It has a good collection of books and journals to meet the needs of the student as well as the teaching staff. The main aim of our library is to maximize the use of learning resources and satisfaction of readers by improving efficiency of the system.

- Library is partially automated.
- Book bank facility is available for the economically weak students.
- New text books as per syllabus have been added.
- New reference and competitive examination books for the students have been added.
- New subject journals, popular magazines, weeklies are subscribed regularly.
- New computers are procured for smooth functioning of the library.

ICT and physical infrastructure

- College administration is gradually adopting ICT. The staff is being given training on various aspects of automation and office management.

6.3.6 Human Resource Management

- Regular meeting are conducted by the Principal with the teaching and non-teaching staff for the smooth conduct of classes and other academic related affairs.
- All the departments are provided separate teacher common rooms so that the faculty members can relax and prepare well for their classes.
- As part of the effort of encouraging research and development the college library has a good collection of books, journals and e-journals catering to different subjects.
- College library also regularly procures reference books for the faculty members.

6.3.7 Faculty and Staff recruitment

- The college takes every possible measure to fill the vacant posts as early as possible. Appointments of permanent faculty are made through advertisement in printed and electronics media. The college also appoints guest faculty to make up for the shortage of faculty in some departments.
- Computer literacy of the newly recruited staff is also considered as desirable qualification.

6.3.8 Industry Interaction / Collaboration

- Department of Tourism Management has collaborated with Sikkim Government in recruiting from passed out students.
- The college also interacts with the industry as and when required. Various commercial and industrial organisations provide sponsorship in various college programmes like seminar, workshop, lecture, silver jubilee celebration etc.
- The college has organized many literary programmes in collaboration with Asom Sahitya Sabha, the apex literary organization of the state.

6.3.9 Admission of Students

The admission processes are done strictly on the basis of merit. A central merit list is prepared before admission and seats are allotted as per the merit list. Reservations for OBC, ST(P), ST(H),PH are maintained as per Assam Government rules. The terms and conditions of the admission processes are clearly stated in the college prospectus and accordingly carried out. The process of admitting students to the programmes offered by the college is by a transparent, well administered mechanism. The following steps are followed in admission procedure to ensure publicity and transparency-

- Advertisements are published in local dailies (both Assamese and English) wherein all relevant dates are mentioned.
- Complete details are also placed on the college website to facilitate online access to the requisite information about the college admission procedure.
- Prospectus and forms are collected from the college office by the candidates on payments. While the prospectus contains all the details of the admission procedure, the bio-data and academic records of the students are to be given in the form.
- The submitted forms are sorted by the admission committee headed by the Principal and a Convenor.

6.4 Welfare schemes for 2010-2011

Teaching	<ul style="list-style-type: none"> • GPF • GIF • Subsidized food provided at the College canteen
Non-teaching	<ul style="list-style-type: none"> • GPF • GIF • Subsidized food provided at the College canteen • Financial welfare schemes are available
Students	<ul style="list-style-type: none"> • Grants to 7 (seven) numbers of poor students during this period. • Awards to meritorious students • Subsidized food provided at the College canteen • Book bank is available at the college library for economically weak students

6.5 Total corpus fund generated

421655

6.6 Whether annual financial audit has been done

Yes No

6.7 Whether Academic and Administrative Audit (AAA) have been done?

Audit Type	External		Internal	
	Yes/No	Agency	Yes/No	Authority
Academic	No	-	No	-
Administrative (Financial)	Yes	Govt. Audit	Yes	Chartered Accountant

6.8 Does the University/ Autonomous College declares results within 30 days?

For UG Programmes Yes No

For PG Programmes Yes No

6.9 What efforts are made by the University/ Autonomous College for Examination Reforms?

The examination system of BA/B Sc/ B.Com is prescribed by the university which is followed by the affiliated colleges. However, Examination Reforms workshops organised by the university and other colleges are attended regularly and suggestions are given whenever necessary.

6.10 What efforts are made by the University to promote autonomy in the affiliated/constituent colleges?

- The parent university provides full authority to the college to conduct sessional examinations.
- Marks of internal assessment are credited to the students by the college faculty. Internal assessment of 20% marks has been the responsibility of the college.
- Teachers of the affiliated colleges are invited for designing of course curriculum of the university.

6.11 Activities and support from the Alumni Association

- The Alumni Association played an active role in various activities performed by the college.
- Alumni Association of the College holds their meets periodically

6.12 Activities and support from the Parent–Teacher Association

- There are three guardian members in the Governing Body for duration of three years for a better communication with the institution and the parents.
- Parent-Teachers meets are arranged every year to discuss academic issues by most of the departments of the college.

6.13 Development programmes for support staff

- Development Programmes for the support staff is conducted at the college level from time to time. Training on admission procedures, audit, and examination related matters are given to them by the college authority. Besides their grievances are addressed and necessary steps are taken.
- Aiming at full support of the staff in the library, prospects and possibilities along with their grievances are discussed/analysed in the meeting of Library Advisory Committee from time to time.

6.14 Initiatives taken by the institution to make the campus eco-friendly

- Tree plantation programme is organized regularly especially on the occasion of World Environment Day
- College has a plan to install solar unit inside the campus
- The college has a beautification cell which makes efforts to make the college eco-friendly. Two ponds and two flower gardens are maintained regularly.

Criterion – VII

7. Innovations and Best Practices

7.1 Innovations introduced during this academic year which have created a positive impact on the functioning of the institution. Give details.

- Introduction of feedback and grievances redressal mechanism for the students to evaluate the teaching learning and functioning of the institution;
- Conduct of departmental seminars and group discussions for the students;
- Conduct of ICT skill development program for the teachers/support staff.
- Arrangement of user's orientation programs at the beginning of the academic session in the college library.
- Display of books, journals (valuable & rare collection) by the library during the important events (Foundation Day Lecture, College Week etc.) of the college.

7.2 Provide the Action Taken Report (ATR) based on the plan of action decided upon at the beginning of the year

- Computers are procured and steps are taken to establish a full-fledged computer laboratory in the department of Physics

7.3 Give two Best Practices of the institution (*please see the format in the NAAC Self-study Manuals*)

Best Practice 1

Title of the practice: Self Defense Training to Youngsters

Best Practice 2

Title: Maintenance of Bio-diversity in the college campus

**Details in Annexure III*

7.4 Contribution to environmental awareness / protection

- Every year World Environmental Day is observed on 5th June organized by the Department of Botany on behalf of the college authority to create awareness amongst the students and the staff. Plantation programs in the college campus are also incorporated as part of the celebration.
- The college has a campus beautification cell which makes efforts to make the college eco-friendly. World Tourism Day is observed by Department of Tourism with special emphasis on environmental protection
- Various awareness programs related to the environment are held from time to time at the college level.
- The BA/B.Sc./ B.Com curriculum introduced by Gauhati University has given special emphasis on environmental studies. The students are given comprehensive knowledge on the subject. The students are asked to submit projects on environmental issues.
- Plantation in the college campus was done.

7.5 Whether environmental audit was conducted?

Yes

No

7.6 Any other relevant information the institution wishes to add. (for example SWOT Analysis)

Strength: Participatory Governance Exists.

Weakness: Inadequate infrastructure, non-availability of internet and computer facilities in all departments.

Opportunities: To introduce new courses under vocational studies.

Threat: To face the new scenario in the academic front in view of the introduction of semester system for the academic Session 2011-2012.

8. Plans of institution for next year


- Upgradation of furniture of classrooms.
- Adopt **Office Automation and Creation of MIS** so that all kinds of information can be accessed and retrieved readily and instantly so as to provide better services to the stakeholders and also to bring transparency in the administration.

Name: Dr. Manjit Kumar Mazumdar



Signature of the Coordinator, IQAC

Name: Dr. Manoj Kumar Mahanta



Signature of the Chairperson, IQAC

Annexures

- I. Academic Calendar
- II. Feedback Analyses
- III. Best Practices

Abbreviations:

CAS	-	Career Advanced Scheme
CAT	-	Common Admission Test
CBCS	-	Choice Based Credit System
CE	-	Centre for Excellence
COP	-	Career Oriented Programme
CPE	-	College with Potential for Excellence
DPE	-	Department with Potential for Excellence
GATE	-	Graduate Aptitude Test
NET	-	National Eligibility Test
PEI	-	Physical Education Institution
SAP	-	Special Assistance Programme
SF	-	Self Financing
SLET	-	State Level Eligibility Test
TEI	-	Teacher Education Institution
UPE	-	University with Potential Excellence
UPSC	-	Union Public Service Commission
MTM	-	Masters in Tourism Management

ANNEXURE-I
ACADEMIC CALENDAR (2010 – 2011)
Pragjyotish College, Guwahati – 781009

MONTH	DATE	DAY	PARTICULARS	NO OF WORKING DAYS	NO OF HOLIDAYS	ACADEMIC & OTHER ACTIVITIES
July 2010	1-31	Thu-Sat	Summer Vacation		31	
August 2010	1	Sun			1	Major Classes to start from 02 nd August Departmental Freshers' Social and College General Freshers' to be completed within August
	2-7	Mon-Sat	Classes	6		
	8	Sun			1	
	9-14	Mon-Sat	Classes	6		
	15	Sun	Independence Day		1	
	16-21	Mon-Sat	Classes	6		
	22	Sun			1	
	23-28	Mon-Sat	Classes	6		
	29	Sun			1	
	30	Mon	Tithi of Madhav Dev		1	
31	Tue	Class	1			
September 2010	1	Wed	College Foundation Day / Janmastami		1	
	2-4	Thu-Sat	Classes	3		
	5	Sun			1	
	6-9	Mon-Thu	Classes	4		
	10	Fri	Tithi of Srimanta Shankar Dev		1	
	11	Sat	Id-Ul-Fitr		1	
	12	Sun			1	
	13-18	Mon-Sat	Classes	6		
	19	Sun			1	
	20-25	Mon-Sat	Classes	6		
26	Sun			1		
27-30	Mon-Thu	Classes	4			
October 2010	1	Fri	Class	1		Sessional Exams to start from 1 st Week Educational Field Trips to be completed within October
	2	Sat	Gandhi Jayanti		1	
	3	Sun			1	
	4-9	Mon-Sat	Classes	6		
	10	Sun			1	
	11-12	Mon-Tue	Classes	2		
	13-22	Wed-Fri	Durga Puja, Janmotsav of Srimanta Sankar Dev & Kati Bihu		10	
	23	Sat	Class	1		
	24	Sun			1	
	25-30	Mon-Sat	Classes	6		
31	Sun			1		

November 2010	1-4	Mon-Thu	Classes	4		Students' Union Election to completed during 1 st week
	5	Fri	Kali Puja & Dewali		1	
	6	Sat	Class	1		
	7	Sun			1	
	8-13	Mon-Sat	Classes	6		
	14	Sun			1	
	15-16	Mon-Tue	Classes	2		
	17	Wed	Id-Uz-Zuha		1	
	18-20	Thu-Sat	Classes	3		
	21	Sun			1	
	22-27	Mon-Sat	Classes	6		
	28	Sun			1	
29-30	Mon-Tue	Classes	2		Commencement of University TDC Term- end Odd Semester Examinations	
December 2010	1-4	Wed-Sat	Classes	4		
	5	Sun				1
	6-11	Mon-Sat	Classes	6		
	12	Sun				1
	13-16	Mon-Thu	Classes	4		
	17	Fri	Muharram			1
	18	Sat	Class	1		
	19	Sun				1
	20-24	Mon-Fri	Classes	5		
	25	Sat	Christmas Day			1
	26	Sun				1
	27-31	Mon-Fri	Classes	5		College Week to be held during the 4 th week
January 2011	1	Sat	Class	1		
	2	Sun			1	
	3-8	Mon-Sat	Classes	6		
	9	Sun			1	
	10-13	Mon-Thu	Classes	4		
	14-15	Fri-Sat	Magh Bihu		2	
	16	Sun			1	
	17-22	Mon-Sat	Classes	6		
	23	Sun			1	
	24-25	Mon-Tue	Classes	2		
	26	Wed	Republic Day		1	
	27-29	Thu-Sat	Classes	3		
30	Sun			1		
31	Mon	Class	1		Commencement of H.S. (Final) Exams	
February 2011	1-5	Tue-Sat	Classes	5		
	6	Sun				1
	7	Mon	Classes	1		
	8	Tue	Saraswati Puja			1
	9-12	Wed-Sat	Classes	4		
	13	Sun				1
	14-19	Mon-Sat	Classes	6		
	20	Sun				1
	21-26	Mon-Sat	Classes	6		
	27	Sun				1
	28	Mon	Class	1		

March 2011	1-5	Tue-Sat	Classes	5		Commencement of H.S. (First Year) Exams
	6	Sun			1	
	7-12	Mon-Sat	Classes	6		
	13	Sun			1	
	14-18	Mon-Fri	Classes	5		
	19	Sat	Holi		1	
	20	Sun			1	
	21-26	Mon-Sat	Classes	6		
27	Sun			1		
28-31	Mon-Thu	Classes	4			
April 2011	1-2	Fri-Sat	Classes	2		Sessional Exams to be completed before Bihu Holidays
	3	Sun			1	
	4-9	Mon-Sat	Classes	6		
	10	Sun			1	
	11-12	Mon-Tue	Classes	2		
	13-16	Wed-Sat	Bohag Bihu		4	
	17	Sun			1	
	18-23	Mon-Sat	Classes	6		
24	Sun			1		
25-30	Mon-Sat	Classes	6			
May 2011	1	Sun	May Day		1	Commencement of TDC Term-end Even Semester Examinations
	2-7	Mon-Sat	Classes	6		
	8	Sun			1	
	9-14	Mon-Sat	Classes	6		
	15	Sun			1	
	16-17	Mon-Tue	Classes	2		
	18	Wed	Buddha Purnima		1	
	19-21	Wed-Sat	Classes	3		
	22	Sun			1	
	23-28	Mon-Sat	Classes	6		
29	Sun			1		
30-31	Mon-Tue	Classes	2			
June 2011	1-4	Wed-Sat	Classes	4		
	5	Sun			1	
	6-11	Mon-Sat	Classes	6		
	12	Sun			1	
	13-18	Mon-Sat	Classes	6		
	19	Sun			1	
	20-25	Mon-Sat	Classes	6		
	26	Sun			1	
27-30	Mon-Thu	Classes	4			

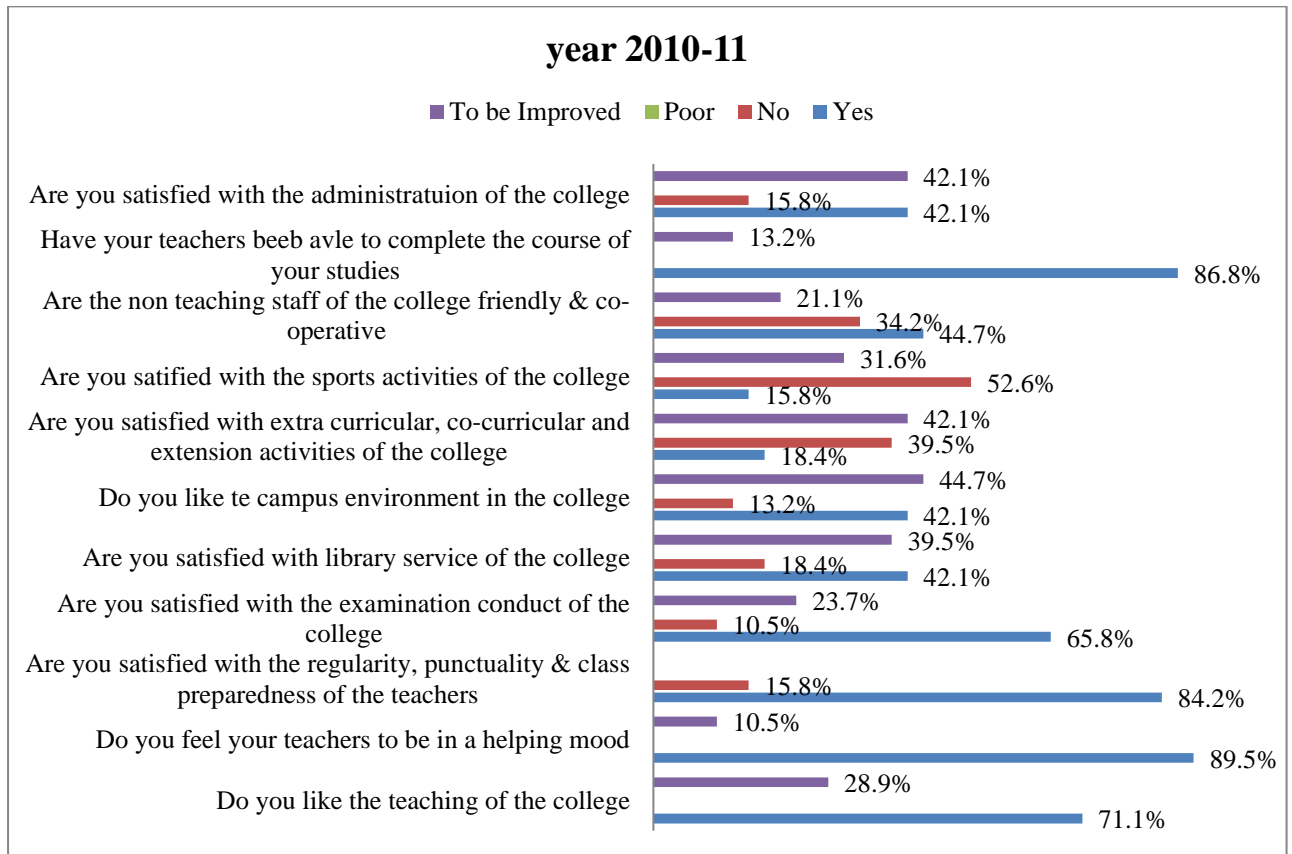
Total no of teaching days = 258

Total no of holidays = 107

ANNEXURE - II

STUDENTS' FEEDBACK ANALYSES (2010-2011)

	Yes	No	Poor	To be Improved	Total
Do you like the teaching of the college	27	0	0	11	38
	71.1%	0.0%	0.0%	28.9%	100.0%
Do you feel your teachers to be in a helping mood	34	0	0	4	38
	89.5%	0.0%	0.0%	10.5%	100.0%
Are you satisfied with the regularity, punctuality & class preparedness of the teachers	32	6	0	0	38
	84.2%	15.8%	0.0%	0.0%	100.0%
Are you satisfied with the examination conduct of the college	25	4	0	9	38
	65.8%	10.5%	0.0%	23.7%	100.0%
Are you satisfied with library service of the college	16	7	0	15	38
	42.1%	18.4%	0.0%	39.5%	100.0%
Do you like to campus environment in the college	16	5	0	17	38
	42.1%	13.2%	0.0%	44.7%	100.0%
Are you satisfied with extracurricular, co-curricular and extension activities of the college	7	15	0	16	38
	18.4%	39.5%	0.0%	42.1%	100.0%
Are you satisfied with the sports activities of the college	6	20	0	12	38
	15.8%	52.6%	0.0%	31.6%	100.0%
Are the non teaching staff of the college friendly & co-operative	17	13	0	8	38
	44.7%	34.2%	0.0%	21.1%	100.0%
Have your teachers been able to complete the course of your studies	33	0	0	5	38
	86.8%	0.0%	0.0%	13.2%	100.0%
Are you satisfied with the administration of the college	16	6	0	16	38
	42.1%	15.8%	0.0%	42.1%	100.0%



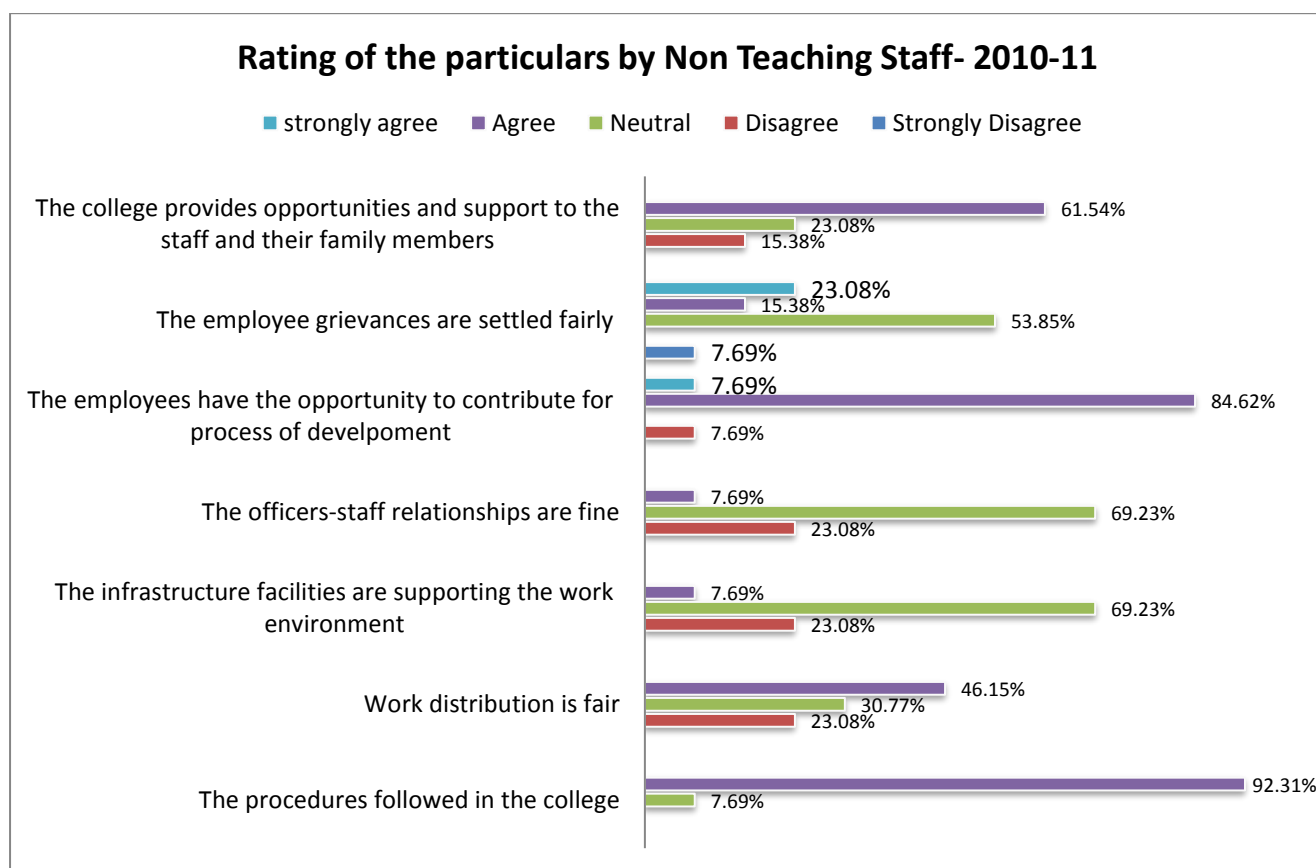
The above table and diagram are accomplished with the following literal elaboration of the corresponding. As already mentioned in both table and diagram, students were asked some questions about different aspects of the college and their corresponding four ratings presented in terms of yes , no , poor and to be improved for each question provided by the students are taken into account. The questions encompass with their respective answers recorded are cited below-

- Do you like the teaching of the college?
 - 71.1% say yes
 - 28.9% claim to be improved.
- Do you feel your teachers to be in a helping mood?
 - 89.5% say yes.
 - 10.5% state to be improved.
- Are you satisfied with the regularity, punctuality & class preparedness of the teachers?
 - 84.2% say yes.
 - 15.8% deny it.
- Are you satisfied with examination conduct of the college?
 - 65.8% say yes.
 - 10.5 say no.
 - 23.7% say to be improved.
- Are satisfied with the library service of the college?
 - 42.1% say yes.
 - 18.4% say no.
 - 39.5% affirm to be improved.
- Do you like to campus environment in the college?
 - 42.1% say yes.
 - 13.2% claim no.
 - 44.7% say to be improved.
- Are you satisfied with extracurricular, co-curricular and extension activities of the college?
 - 18.4% say yes.
 - 39.5% say no.
 - 42.1% claim to be improved.
- Are you satisfied with the sports activities of the college?
 - 15.8% say yes.
 - 52.6% deny it.
 - 31.6% claim to be improved
- Are the non teaching staffs of the college friendly and co-operative?
 - 44.7% say yes.
 - 34.2% say no.
 - 21.1% claim to be improved.
- Have your teachers been able to complete the course of your studies?
 - 86.8% say yes.
 - 13.2% say no.
- Are you satisfied with the administration of the college?
 - 42.1% say yes.
 - 15.8% claim no
 - 42.1% say to be improved.

NON-TEACHING FEEDBACK ANALYSES (2010-2011)

Table 1: Percentage of Ratings given by Non-Teaching Staff

	Strongly Disagree	Disagree	Neutral	Agree	strongly agree	Total
The procedures followed in the college	0	0	1	12	0	13
	0.00%	0.00%	7.69%	92.31%	0.00%	100.00%
Work distribution is fair	0	3	4	6	0	13
	0.00%	23.08%	30.77%	46.15%	0.00%	100.00%
The infrastructure facilities are supporting the work environment	0	3	9	1	0	13
	0.00%	23.08%	69.23%	7.69%	0.00%	100.00%
The officers-staff relationships are fine	0	1	0	11	1	13
	0.00%	7.69%	0.00%	84.62%	7.69%	100.00%
The employees have the opportunity to contribute for process of development	1	0	7	2	3	13
	7.69%	0.00%	53.85%	15.38%	23.08%	100.00%
The employee grievances are settled fairly	0	2	3	8	0	13
	0.00%	15.38%	23.08%	61.54%	0.00%	100.00%
The college provides opportunities and support to the staff and their family members	0	2	4	5	2	13
	0.00%	15.38%	30.77%	38.46%	15.38%	100.00%



- The procedures followed in the college:
 - For the condition, procedures followed in the college, the Non-Teaching agree with 92.31% and 7.69% are Neutral, remaining are negligible.
- Work distribution is fair:
 - For the condition, work distribution is fair, the Non-Teaching agree with 46.15% and 30.77% are Neutral, remaining are negligible.
- The infrastructure facilities are supporting the work environment:
 - For the condition, infrastructure facilities are supporting the work environment, the Non-Teaching Neutral with 69.23% and 23.08% Disagree, remaining are negligible.

- The officers-staff relationships are fine:
 - For the condition, officers-staff relationships are fine, the Non-Teaching Neutral with 69.23% and 23.08% Disagree, remaining are negligible.
- The employees have the opportunity to contribute for process of development:
 - For the condition, employees have the opportunity to contribute for process of development, the Non-Teaching agree with 84.62% and 7.69% Strongly Agree and Disagree, remaining are negligible.
- The employee grievances are settled fairly:
 - For the condition, employee grievances are settled fairly, the Non-Teaching Agree with 61.54% and 23.08% are Strongly Agree, remaining are negligible.
- The college provides opportunities and support to the staff and their family members:
 - For the condition, college provides opportunities and support to the staff and their family members, the Non-Teaching agree with 38.46% and 30.77% are Neutral, remaining are negligible.

CONCLUSION: Overall about 92.31%, 84.62% and 61.54% of Non-Teaching members respectively agree to the conditions ‘**procedures followed in the college**’, ‘**office staff relationships are fine**’, and ‘**employees grievances are settled fairly**’ for the year 2010-11. Also 69.23% of them remain neutral towards the condition ‘**infrastructure facilities are supporting the work environment**’.

FACULTY FEEDBACK ANALYSES (2010-2011)

A. Curricular Aspects

➤ Condition i: *Relevance of the syllabus to the real life situations*

- **Associate Professor:**
 1. **54.3% agree** the condition.
 2. **20% mark it as neutral.**
 3. **17.1% disagrees** with the condition.Remaining percentages are not significant.
- **Senior Assistant Professor:**
 1. **75% mark it as neutral.**
 2. **25% agrees** with it.
- **Assistant Professor:**
 1. **47.1% agrees** the condition
 2. **44.1% regards as neutral.**
 3. **8.8% disagrees** with the condition.Remaining percentages are not significant.
- **Guest Faculty:**
 1. **65% agrees** with the condition
 2. **25% regards as neutral.**
 3. **10% strongly agree** with this condition.Remaining percentages are not significant.
- **Whole time Faculty:**
 1. **70.6% agree** with the condition.
 2. **17.6% neutral and 8.8% disagrees** with the condition.Remaining percentages are insignificant.

➤ Condition ii: *Depth of the course content*

- **Associate Professor:**
 1. **40% agree** with the condition.
 2. **37.1% mark it as neutral.**
 3. **8.6% strongly agrees** as well as **disagrees** with the condition.Remaining percentages are not significant.
- **Senior Assistant Professor:**
 1. **75% mark it as neutral.**
 2. **25% agrees** with the condition.
- **Assistant Professor:**
 1. **64.7% agrees** the condition
 2. **29.4% regards as neutral.**
 3. **5.9% strongly agrees** with.Remaining percentages are not significant.
- **Guest Faculty:**
 1. **60% agrees** with the condition
 2. **20% mark it as neutral.**
 3. **15% strongly agrees** with.Remaining percentages are not significant.
- **Whole time Faculty:**
 1. **61.8% agree** with the condition.
 2. **23.5% remains neutral.**
 3. **8.8% disagrees** and **5.9% strongly agree** with the condition.Remaining percentages are not significant.

➤ **Condition iii: Overall effectiveness of the curriculum in present competitive world**

- **Associate Professor:**
 1. **42.9% agree** the condition.
 2. **31.4%** mark it as **neutral**.
 3. **20% disagree** with the condition.

Remaining percentages are negligible.
- **Senior Assistant Professor:**
 1. **75%** considers the above mentioned condition as **neutral**.
 2. **25% disagrees** to the condition
- **Assistant Professor:**
 1. **52.9% agrees** with the condition.
 2. **32.4%** regards the condition as **neutral**.

Remaining percentages are not significant.
- **Guest Faculty:**
 1. **70% agrees** the condition
 2. Other **25% neutral** with the condition.

Remaining percentages are insignificant.
- **Whole time Faculty:**
 1. **64.7% agree** with the condition.
 2. **26.5%** marks the condition as **neutral**

Remaining percentages are insignificant.

➤ **Condition iv: Employability is given weightage in curriculum design and development**

- **Associate Professor:**
 1. **40% agree** the condition.
 2. **31.4%** mark it as **neutral**.
 3. **17% disagree** with the condition.

Remaining percentages are not significant.
- **Senior Assistant Professor:**
 1. **75%** mark it as **neutral**.
 2. **25% agree** with the condition.
- **Assistant Professor:**
 1. **38% agrees** with the condition.
 2. **31%** regards the condition as **neutral**.
 3. **18% strongly agrees** with the condition.
 4. **13% disagrees** with the condition.
- **Guest Faculty:**
 1. **52% agrees** the condition
 2. **24% strongly agrees** with
 3. **16% disagree** with the condition.

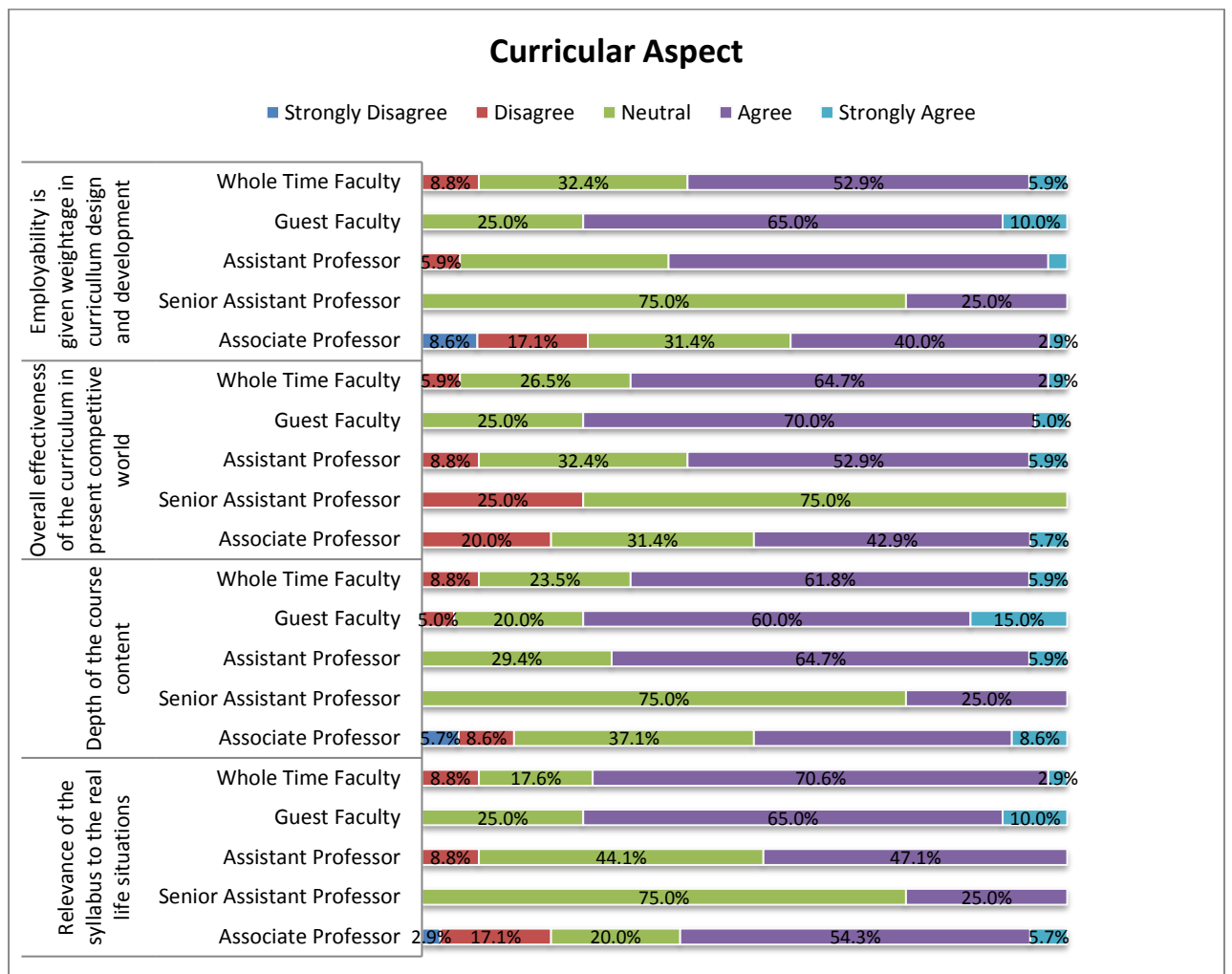
Remaining percentages are insignificant.
- **Whole time Faculty:**
 1. **48% agrees** with the condition.
 2. **30%** considers it as **neutral**
 3. **11% strongly agree** with the condition.

11% disagree to the above condition.

Table 1: Curricular Aspects

Curricular Aspect		Strongly Disagree	Disagree	Neutral	Agree	Strongly Agree	total
Relevance of the syllabus to the real life situations	Associate Professor	1 2.9%	6 17.1%	7 20.0%	19 54.3%	2 5.7%	35 100.0%
	Senior Assistant Professor	0 0.0%	0 0.0%	3 75.0%	1 25.0%	0 0.0%	4 100.0%
	Assistant Professor	0 0.0%	3 8.8%	15 44.1%	16 47.1%	0 0.0%	34 100.0%
	Guest Faculty	0 0.0%	0 0.0%	5 25.0%	13 65.0%	2 10.0%	20 100.0%
	Whole Time Faculty	0 0.0%	3 8.8%	6 17.6%	24 70.6%	1 2.9%	34 100.0%
	Associate Professor	2 5.7%	3 8.6%	13 37.1%	14 40.0%	3 8.6%	35 100.0%

Depth of the course content	Senior Assistant Professor	0	0	3	1	0	4
		0.0%	0.0%	75.0%	25.0%	0.0%	100.0%
	Assistant Professor	0	0	10	22	2	34
		0.0%	0.0%	29.4%	64.7%	5.9%	100.0%
	Guest Faculty	0	1	4	12	3	20
	0.0%	5.0%	20.0%	60.0%	15.0%	100.0%	
	Whole Time Faculty	0	3	8	21	2	34
		0.0%	8.8%	23.5%	61.8%	5.9%	100.0%
Overall effectiveness of the curriculum in present competitive world	Associate Professor	0	7	11	15	2	35
		0.0%	20.0%	31.4%	42.9%	5.7%	100.0%
	Senior Assistant Professor	0	1	3	0	0	4
		0.0%	25.0%	75.0%	0.0%	0.0%	100.0%
	Assistant Professor	0	3	11	18	2	34
		0.0%	8.8%	32.4%	52.9%	5.9%	100.0%
	Guest Faculty	0	0	5	14	1	20
		0.0%	0.0%	25.0%	70.0%	5.0%	100.0%
	Whole Time Faculty	0	2	9	22	1	34
		0.0%	5.9%	26.5%	64.7%	2.9%	100.0%
Employability is given weightage in curriculum design and development	Associate Professor	3	6	11	14	1	35
		8.6%	17.1%	31.4%	40.0%	2.9%	100.0%
	Senior Assistant Professor	0	0	3	1	0	4
		0.0%	0.0%	75.0%	25.0%	0.0%	100.0%
	Assistant Professor	0	2	11	20	1	34
		0.0%	5.9%	32.4%	58.8%	2.9%	100.0%
	Guest Faculty	0	0	5	13	2	20
		0.0%	0.0%	25.0%	65.0%	10.0%	100.0%
	Whole Time Faculty	0	3	11	18	2	34
		0.0%	8.8%	32.4%	52.9%	5.9%	100.0%



B. Teaching, Learning and Evaluation Process

- **Condition i: *Student centered learning resources are available in the college***
- **Associate Professor:**
 1. **52.9% agrees with** the condition.
 2. **26.5% marks** it as **neutral**.
 3. **20% disagree** with the condition.Remaining percentages are insignificant.
 - **Senior Assistant Professor:**
 1. **75% mark** it as **neutral**.
 2. **25% disagree** with the condition
 - **Assistant Professor:**
 1. **50% agrees** with the condition.
 2. **26.5%** regards the condition as **neutral**.
 3. **17.6% strongly agrees** with the condition.
 - **Guest Faculty:**
 1. **60% agree** with the condition.
 2. **30%** marks the condition as **neutral**.
 - **Whole time Faculty:**
 1. **48% agree** with the condition.
 2. **22%** marks the condition as **neutral**.
 3. **15% disagrees** with the condition
 4. **15% strongly agree** with the condition.
- **Condition ii: *The faculties are updating their knowledge and skill***
- **Associate Professor:**
 1. **48.6% agrees with** the condition.
 2. **20% strongly agrees** with.
 3. **17% marks** the condition as **neutral**.Remaining percentages are not significant.
 - **Senior Assistant Professor:**
 1. **50% agrees with** the condition.
 2. **25%** regards the condition as **neutral** and **strongly agree**.
 - **Assistant Professor:**
 1. **70.6% agree** with the condition.
 2. **11.8%** marks the condition as **neutral**.
 - **Guest Faculty:**
 1. **60% agree** with the condition.
 2. **15% strongly agree** with the condition.
 3. **25%** marks the condition as **neutral**.
 - **Whole time Faculty:**
 1. **70.6% agree** with the condition.
 2. **26.5%** marks the condition as **neutral**.
 3. **11% disagrees** with the condition
- **Condition iii: *The internal assessments are taking place as per schedule.***
- **Associate Professor:**
 1. **42.9% agrees with** the condition.
 2. **34.3% strongly agrees** with.
 3. **17.1% marks** the condition as **neutral**.Remaining percentages are insignificant.
 - **Senior Assistant Professor:**
 1. **75% agrees with** the condition.
 2. **25%** regards the condition as **neutral**
 - **Assistant Professor:**
 1. **55.9% agree** with the condition.
 2. **26.5% strongly agrees** with.
 3. **14.7% marks** the condition as **neutral**.Remaining percentages are not significant.

- **Guest Faculty:**
 1. **48% agree** with the condition.
 2. **20%** marks the condition as **neutral**.
 3. **12% disagrees** with the condition
 4. Remaining **20% strongly agrees** with the condition.
 - **Whole time Faculty:**
 1. **60% agree** with the condition.
 2. **30%** marks the condition as **neutral**.
 3. **10% strongly agrees** with the condition.

Remaining percentages are negligible.
- **Condition iv: *The college library is a major source of information for the students and faculties as well.***
- **Associate Professor:**
 1. **54.3% agrees with** the condition.
 2. **14.3% strongly agrees** with.
 3. Other **17.1% marks** the condition as **neutral**.

Remaining percentages are insignificant.
 - **Senior Assistant Professor:**
 1. **50% agrees with** the condition.
 2. **25%** regards the condition as **neutral**
 3. **25% strongly disagree**.
 - **Assistant Professor:**
 1. **61.8% agree** with the condition.
 2. **14.7% strongly agrees** with.
 3. **20.6% marks** the condition as **neutral**.

Remaining percentages are not significant.
 - **Guest Faculty:**
 1. **50% agree** with the condition.
 2. **20% strongly agrees** with the condition
 3. **30%** marks the condition as **neutral**.
 - **Whole time Faculty:**
 1. **73.5% agree** with the condition.
 2. **14.7%** marks the condition as **neutral**.

Remaining percentages are not significant.
- **Condition v: *The timings of the library are convenient.***
- **Associate Professor:**
 1. **42.9% agrees with** the condition.
 2. **25.7%** marks the condition as **neutral**
 3. **17.1% disagrees** with the condition
 4. **11.4%strongly agrees** with the condition.
 - **Senior Assistant Professor:**
 1. **50% agrees with** the condition.
 2. **50%** regards the condition as **neutral**.
 - **Assistant Professor:**
 1. **68% agree** with the condition.
 2. **21% marks** the condition as **neutral**.

Remaining percentages are not significant.
 - **Guest Faculty:**
 1. **55% agree** with the condition.
 2. **35%** marks the condition as **neutral**.
 3. **10% strongly agree** with the condition.
 - **Whole time Faculty:**
 1. **65% agree** with the condition.
 2. **32%** marks the condition as **neutral**.

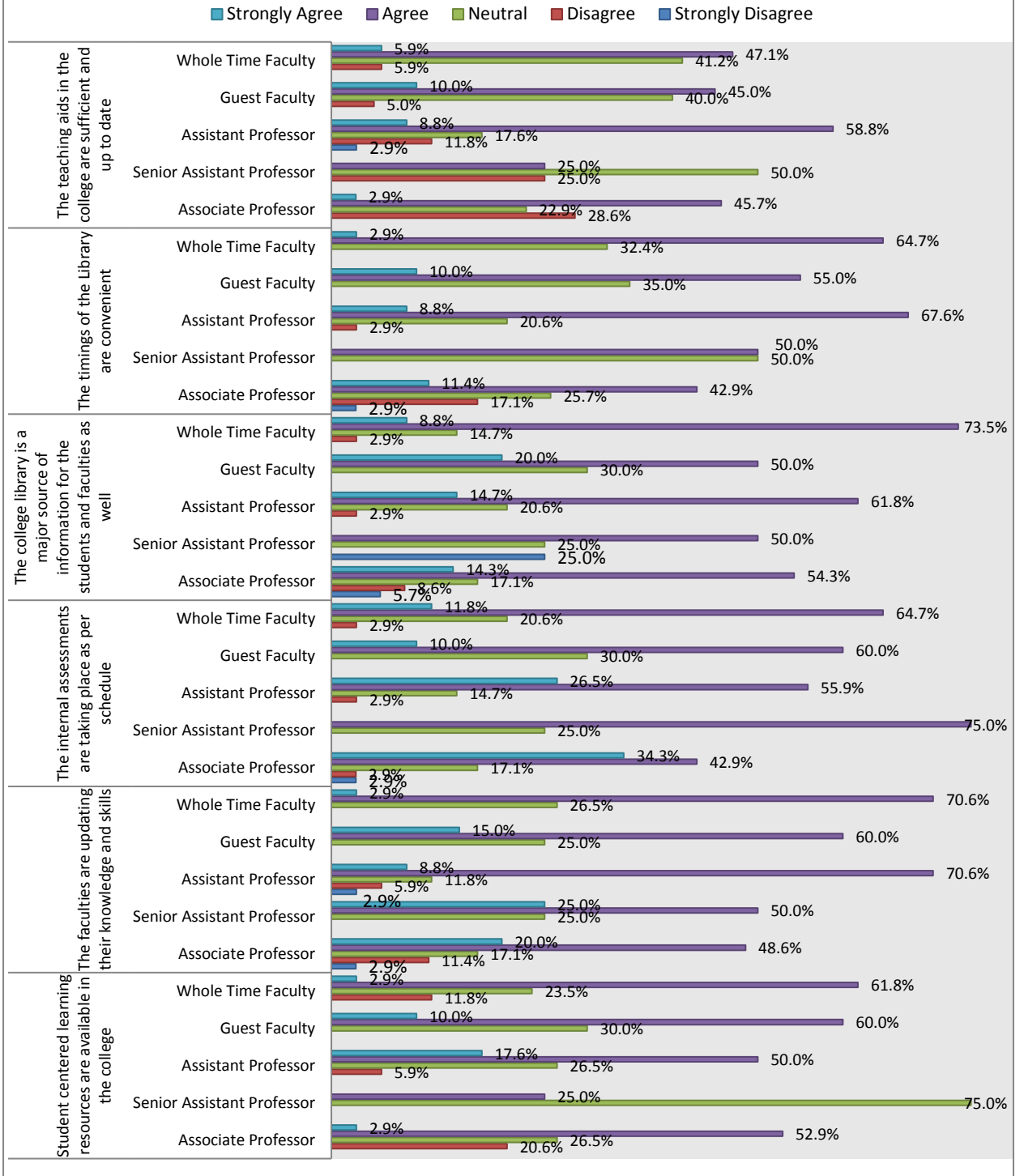
Remaining percentages are negligible.
- **Condition vi: *The teaching aids in the college are sufficient and up to date.***
- **Associate Professor:**
 1. **46% agrees with** the condition.
 2. **23%** marks the condition as **neutral**

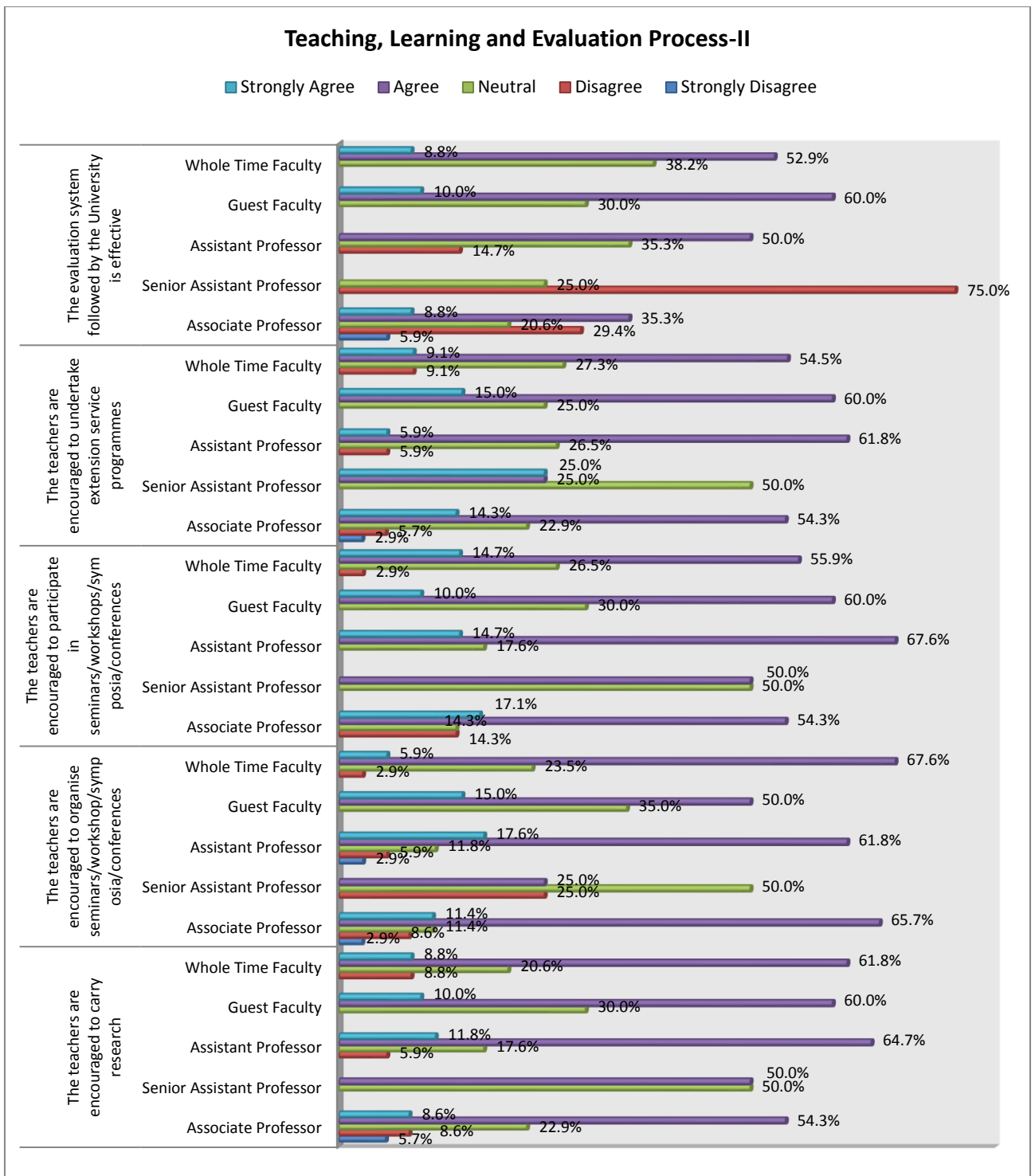
- 3. **29% disagrees** with the condition
Others are negligible
 - **Senior Assistant Professor:**
 - 1. **25% agrees with** the condition and disagree.
 - 2. **50%** regards the condition as **neutral**.
 - **Assistant Professor:**
 - 1. **59% agree** with the condition.
 - 2. **12% disagrees** with.
 - 3. **18% marks** the condition as **neutral**.
Remaining percentages are not significant.
 - **Guest Faculty:**
 - 1. **45% agree** with the condition.
 - 2. **40%** marks the condition as **neutral**.
 - 3. **10% strongly agree** with the condition.
Others are negligible
 - **Whole time Faculty:**
 - 1. **47% agree** with the condition.
 - 2. **41%** marks the condition as **neutral**.
Remaining percentages are negligible.
- **Condition vii: *The teachers are encouraged to carry research.***
- **Associate Professor:**
 - 1. **54% agrees with** the condition.
 - 2. **23%** marks the condition as **neutral**.
Others are negligible i.e below 10%.
 - **Senior Assistant Professor:**
 - 1. **50% agrees with** the condition.
 - 2. **50%** regards the condition as **neutral**.
 - **Assistant Professor:**
 - 1. **65% agree** with the condition.
 - 2. **12% strongly agrees** with.
 - 3. **18% marks** the condition as **neutral**.
Remaining percentages are not significant.
 - **Guest Faculty:**
 - 1. **60% agree** with the condition.
 - 2. **30%** marks the condition as **neutral**.
 - 3. **10% strongly agree** with the condition.
Remaining percentages are not significant.
 - **Whole time Faculty:**
 - 1. **62% agree** with the condition.
 - 2. **21%** marks the condition as **neutral**.
Remaining percentages are negligible.
- **Condition viii: *The teachers are encouraged to organize seminars/workshop/symposia/conference.***
- **Associate Professor:**
 - 1. **66% agrees with** the condition.
 - 2. **11%** marks the condition as **neutral**
 - 3. **11% strongly agrees** with the condition.
Remaining percentages are negligible.
 - **Senior Assistant Professor:**
 - 1. **25% agrees with** the condition and disagree.
 - 2. **50%** regards the condition as **neutral**.
 - **Assistant Professor:**
 - 1. **62% agree** with the condition.
 - 2. **18% strongly agrees** with.
 - 3. **12% marks** the condition as **neutral**.
Remaining percentages are not significant.
 - **Guest Faculty:**
 - 1. **50% agree** with the condition.

- 2. **35%** marks the condition as **neutral**.
 - 3. **15%** **strongly agree** with the condition.
 - **Whole time Faculty:**
 - 1. **68%** **agree** with the condition.
 - 2. **24%** marks the condition as **neutral**.
 - Remaining percentages are negligible.
- **Condition ix: *The teachers are encouraged to participate in seminars/workshop/symposia/conference.***
 - **Associate Professor:**
 - 1. **68%** **agrees with** the condition.
 - 2. **24%** marks the condition as **neutral**
 - Remaining percentages are negligible.
 - **Senior Assistant Professor:**
 - 1. **50%** **agrees with** the condition.
 - 2. **50%** regards the condition as **neutral**.
 - **Assistant Professor:**
 - 1. **68%** **agree** with the condition.
 - 2. **15%** **strongly agrees** with.
 - 3. **18%** **marks** the condition as **neutral**.
 - Remaining percentages are not significant.
 - **Guest Faculty:**
 - 1. **60%** **agree** with the condition.
 - 2. **30%** marks the condition as **neutral**.
 - 3. **10%** **strongly agree** with the condition.
 - Remaining conditions are negligible.
 - **Whole time Faculty:**
 - 1. **55.9%** **agree** with the condition.
 - 2. **26.5%** marks the condition as **neutral**.
 - 3. **14.7%** **strongly agrees** with the condition.
- **Condition x: *The teachers are encouraged to undertake extension service programs.***
 - **Associate Professor:**
 - 1. **54.3%** **agrees with** the condition.
 - 2. **14.3%** **strongly agrees** with.
 - 3. **22.9%** **regards** the condition as **neutral**.
 - Remaining percentages are not significant.
 - **Senior Assistant Professor:**
 - 1. **25%** **agrees with** the condition and **strongly agree**.
 - 2. **50%** regards the condition as **neutral**.
 - **Assistant Professor:**
 - 1. **61.8%** **agree** with the condition.
 - 2. **26.5%** marks the condition as **neutral**.
 - Others are neglected
 - **Guest Faculty:**
 - 1. **60%** **agree** with the condition.
 - 2. **15%** **strongly agree** with the condition.
 - 3. **25%** marks the condition as **neutral**.
 - Others are neglected
 - **Whole time Faculty:**
 - 1. **54.5%** **agree** with the condition.
 - 2. **27.3%** marks the condition as **neutral**.
 - Remaining percentages are not significant.
- **Condition xi: *The evaluation system followed by the university is effective.***
 - **Associate Professor:**
 - 1. **35.3%** **agrees with** the condition.
 - 2. **29.4%** **disagrees** with.
 - 3. **20.6%** **marks** the condition as **neutral**.
 - Remaining percentages are insignificant.

	Whole Time Faculty	0	0	11	22	1	34
		0%	0%	32%	65%	3%	100%
The teaching aids in the college are sufficient and up to date	Associate Professor	0	10	8	16	1	35
		0%	29%	23%	46%	3%	100%
	Senior Assistant Professor	0	1	2	1	0	4
		0%	25%	50%	25%	0%	100%
	Assistant Professor	1	4	6	20	3	34
		3%	12%	18%	59%	9%	100%
	Guest Faculty	0	1	8	9	2	20
		0%	5%	40%	45%	10%	100%
The teachers are encouraged to carry research	Whole Time Faculty	0	2	14	16	2	34
		0%	6%	41%	47%	6%	100%
	Associate Professor	2	3	8	19	3	35
		6%	9%	23%	54%	9%	100%
	Senior Assistant Professor	0	0	2	2	0	4
		0%	0%	50%	50%	0%	100%
	Assistant Professor	0	2	6	22	4	34
		0%	6%	18%	65%	12%	100%
The teachers are encouraged to organize seminars/workshop/symposia/conferences	Guest Faculty	0	0	6	12	2	20
		0%	0%	30%	60%	10%	100%
	Whole Time Faculty	0	3	7	21	3	34
		0%	9%	21%	62%	9%	100%
	Associate Professor	1	3	4	23	4	35
		3%	9%	11%	66%	11%	100%
	Senior Assistant Professor	0	1	2	1	0	4
		0%	25%	50%	25%	0%	100%
The teachers are encouraged to participate in seminars/workshops/symposia/conferences	Assistant Professor	1	2	4	21	6	34
		3%	6%	12%	62%	18%	100%
	Guest Faculty	0	0	7	10	3	20
		0%	0%	35%	50%	15%	100%
	Whole Time Faculty	0	1	8	23	2	34
		0%	3%	24%	68%	6%	100%
	Associate Professor	0	5	5	19	6	35
		0%	14%	14%	54%	17%	100%
The teachers are encouraged to undertake extension service programmers	Senior Assistant Professor	0	0	2	2	0	4
		0%	0%	50%	50%	0%	100%
	Assistant Professor	0	0	6	23	5	34
		0%	0%	18%	68%	15%	100%
	Guest Faculty	0	0	6	12	2	20
		0.0%	0.0%	30.0%	60.0%	10.0%	100.0%
	Whole Time Faculty	0	1	9	19	5	34
		0.0%	2.9%	26.5%	55.9%	14.7%	100.0%
The teachers are encouraged to undertake extension service programmers	Associate Professor	1	2	8	19	5	35
		2.9%	5.7%	22.9%	54.3%	14.3%	100.0%
	Senior Assistant Professor	0	0	2	1	1	4
		0.0%	0.0%	50.0%	25.0%	25.0%	100.0%
	Assistant Professor	0	2	9	21	2	34
		0.0%	5.9%	26.5%	61.8%	5.9%	100.0%
	Guest Faculty	0	0	5	12	3	20
		0.0%	0.0%	25.0%	60.0%	15.0%	100.0%
The evaluation system followed by the University is effective	Whole Time Faculty	0	3	9	18	3	33
		0.0%	9.1%	27.3%	54.5%	9.1%	100.0%
	Associate Professor	2	10	7	12	3	34
		5.9%	29.4%	20.6%	35.3%	8.8%	100.0%
	Senior Assistant Professor	0	3	1	0	0	4
		0.0%	75.0%	25.0%	0.0%	0.0%	100.0%
	Assistant Professor	0	5	12	17	0	34
		0.0%	14.7%	35.3%	50.0%	0.0%	100.0%
The evaluation system followed by the University is effective	Guest Faculty	0	0	6	12	2	20
		0.0%	0.0%	30.0%	60.0%	10.0%	100.0%
	Whole Time Faculty	0	0	13	18	3	34
		0.0%	0.0%	38.2%	52.9%	8.8%	100.0%

Teaching, Learning and Evaluation Process-I





C. Infrastructure



Condition 1: The classrooms and furniture available are adequate.

- **Associate Professor:**
 1. **45.7%** agrees with the condition.
 2. **2.20%** marks the condition as **neutral**
 3. **22.9%** **disagrees** with the condition
 4. **11.4%** **strongly agrees** with the condition.
- **Senior Assistant Professor:**
 1. **75%** agrees with the condition.
 2. **25%** regards the condition as **neutral**.
- **Assistant Professor:**
 1. **52.9%** agree with the condition.
 2. **23.5%** marks the condition as **neutral**.
 3. **14.7%** **disagree** with the condition

Remaining percentages are not significant.

- **Guest Faculty:**
 1. **50% agree** with the condition.
 2. **30%**marks the condition as **neutral**.
 3. **10% strongly agree** with the condition.
 4. **10% disagrees with the** condition.
- **Whole time Faculty:**
 1. **61.8% agree** with the condition.
 2. **26.5%** marks the condition as **neutral**.

Remaining percentages are not significant.

➤ **Condition 2: The toilet facilities are sufficient for faculty and students.**

- **Associate Professor:**
 1. **40% agrees with** the condition.
 2. **11.4% regards** the condition as **neutral**.
 3. **42.9% disagrees** with the condition.

Remaining percentages are not significant.
- **Senior Assistant Professor:**
 1. **25% agrees with** the condition.
 2. **75%** regards the condition as **neutral**.
 3. Remaining percentages are negligible.
- **Assistant Professor:**
 1. **50% agree** with the condition.
 2. **26.5%** marks the condition as **neutral**.
 3. **11.8% disagree** with the condition.

Remaining percentages are not significant.
- **Guest Faculty:**
 1. **55% agree** with the condition.
 2. **10% strongly agree** with the condition.
 3. **35%** marks the condition as **neutral**.
 4. **10%** strongly agree
- **Whole time Faculty:**
 1. **55.9% agree** with the condition.
 2. **29.4%** marks the condition as **neutral**.

Remaining percentages are not significant.

➤ **Condition 3: The safe drinking water facility is available for students and faculties.**

- **Associate Professor:**
 1. **51.4% agrees with** the condition.
 2. **17.1%** marks the condition as **neutral**.
 3. **20% strongly agree** with the condition
 4. Remaining percentages are not significant.
- **Senior Assistant Professor:**
 1. **75% agrees with** the condition.
 2. **25%** regards the condition as **neutral**.

Remaining percentages are negligible.
- **Assistant Professor:**
 1. **58.8% agree** with the condition.
 2. **23.5%** marks the condition as **neutral**.
 3. **11.8% disagrees** with the condition.

Remaining percentages are not significant
- **Guest Faculty:**
 1. **55% agree** with the condition.
 2. **15% strongly agrees** with the condition
 3. **30%** marks the condition as **neutral**.

Remaining percentages are not significant.
- **Whole time Faculty:**
 1. **58.8% agree** with the condition.
 2. **20.6%** marks the condition as **neutral**.
 3. **11.8% strongly agrees** with the condition

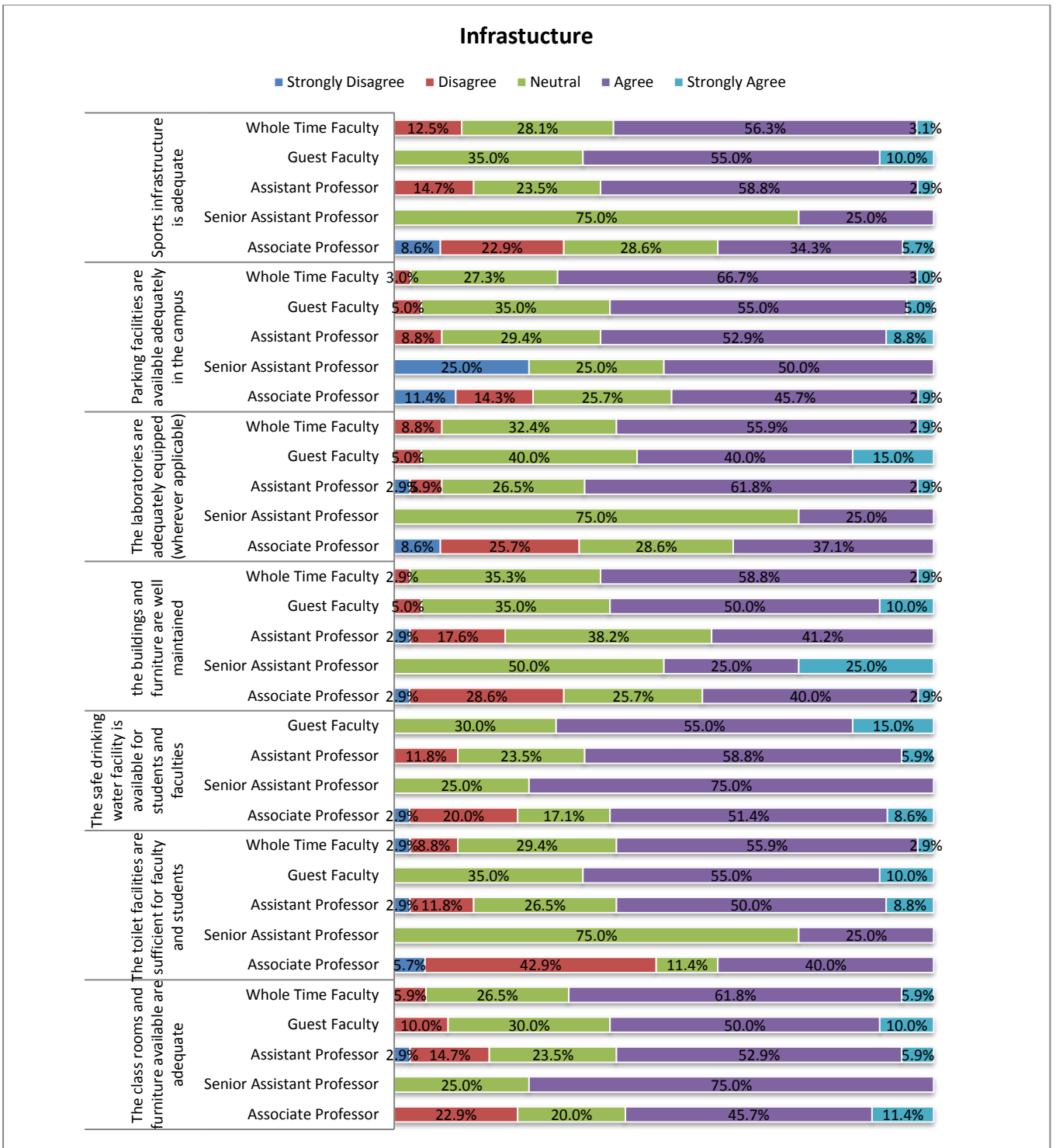
Remaining percentages are not significant

- **Condition 4: The buildings and furniture are well maintained.**
 - **Associate Professor:**
 1. **40% agrees with** the condition.
 2. **25.7%** marks the condition as **neutral**
 3. **28.6% disagrees** with the condition
 - **Senior Assistant Professor:**
 1. **25% agrees with** the condition.
 2. **25%** regards the condition as **neutral**.
 3. **25% strongly disagree** with the condition.
 - **Assistant Professor:**
 1. **41.2% agree** with the condition.
 2. **38.2% marks** the condition as neutral.
 3. **17.5% disagrees with the** condition.
Remaining percentages are not significant.
 - **Guest Faculty:**
 1. **50% agree** with the condition.
 2. **35%** marks the condition as **neutral**.
 3. **10% strongly agree** with the condition.
Remaining conditions are negligible.
 - **Whole time Faculty:**
 1. **58.8% agree** with the condition.
 2. **35.3%** marks the condition as **neutral**.
Remaining percentages are not significant.

- **Condition 5: The laboratories are adequately equipped (whenever applicable).**
 - **Associate Professor:**
 1. **37.1% agrees with** the condition.
 2. **28.6%** marks the condition as **neutral**
 3. **25.7% disagrees** with the condition.
Remaining percentages are negligible.
 - **Senior Assistant Professor:**
 1. **25% agrees with** the condition.
 2. **75%** regards the condition as **neutral**.
 - **Assistant Professor:**
 1. **61.8% agree** with the condition.
 2. **26.5% marks** the condition as **neutral**.
Remaining percentages are not significant.
 - **Guest Faculty:**
 1. **40% agree** with the condition.
 2. **40%** marks the condition as **neutral**.
 3. **15% strongly agree**.
Remaining percentages are not significant.
 - **Whole time Faculty:**
 1. **55.9% agrees with** the condition.
 2. **32.4%** marks the condition as **neutral**
Remaining percentages are negligible.

- **Condition 6: Parking facilities are available adequately in the campus.**
 - **Associate Professor:**
 1. **45.7% agrees with** the condition.
 2. **25.7% regards** the condition as neutral.
 3. **14.3% disagrees** with the condition.
 4. **11.4% strongly disagrees** with the condition.
Remaining percentages are negligible.
 - **Senior Assistant Professor:**
 1. **50% agrees with** the condition.
 2. **25%** regards the condition as **neutral**.
 3. **25%** strongly disagree. Remaining are negligible
 - **Assistant Professor:**
 1. **52.9% agree** with the condition.
 2. **29.4%** marks the condition as **neutral**.
 3. Remaining percentages are not significant.
 - **Guest Faculty:**
 1. **55% agree** with the condition.

	Faculty						
The buildings and furniture are well maintained	Associate Professor	1	10	9	14	1	35
		2.9%	28.6%	25.7%	40.0%	2.9%	100.0%
	Senior Assistant Professor	0	0	2	1	1	4
		0.0%	0.0%	50.0%	25.0%	25.0%	100.0%
	Assistant Professor	1	6	13	14	0	34
		2.9%	17.6%	38.2%	41.2%	0.0%	100.0%
	Guest Faculty	0	1	7	10	2	20
		0.0%	5.0%	35.0%	50.0%	10.0%	100.0%
Whole Time Faculty	0	1	12	20	1	34	
	0.0%	2.9%	35.3%	58.8%	2.9%	100.0%	
The laboratories are adequately equipped (wherever applicable)	Associate Professor	3	9	10	13	0	35
		8.6%	25.7%	28.6%	37.1%	0.0%	100.0%
	Senior Assistant Professor	0	0	3	1	0	4
		0.0%	0.0%	75.0%	25.0%	0.0%	100.0%
	Assistant Professor	1	2	9	21	1	34
		2.9%	5.9%	26.5%	61.8%	2.9%	100.0%
	Guest Faculty	0	1	8	8	3	20
		0.0%	5.0%	40.0%	40.0%	15.0%	100.0%
Whole Time Faculty	0	3	11	19	1	34	
	0.0%	8.8%	32.4%	55.9%	2.9%	100.0%	
Parking facilities are available adequately in the campus	Associate Professor	4	5	9	16	1	35
		11.4%	14.3%	25.7%	45.7%	2.9%	100.0%
	Senior Assistant Professor	1	0	1	2	0	4
		25.0%	0.0%	25.0%	50.0%	0.0%	100.0%
	Assistant Professor	0	3	10	18	3	34
		0.0%	8.8%	29.4%	52.9%	8.8%	100.0%
	Guest Faculty	0	1	7	11	1	20
		0.0%	5.0%	35.0%	55.0%	5.0%	100.0%
Whole Time Faculty	0	1	9	22	1	33	
	0.0%	3.0%	27.3%	66.7%	3.0%	100.0%	
Sports infrastructure is adequate	Associate Professor	3	8	10	12	2	35
		8.6%	22.9%	28.6%	34.3%	5.7%	100.0%
	Senior Assistant Professor	0	0	3	1	0	4
		0.0%	0.0%	75.0%	25.0%	0.0%	100.0%
	Assistant Professor	0	5	8	20	1	34
		0.0%	14.7%	23.5%	58.8%	2.9%	100.0%
	Guest Faculty	0	0	7	11	2	20
		0.0%	0.0%	35.0%	55.0%	10.0%	100.0%
Whole Time Faculty	0	4	9	18	1	32	
	0.0%	12.5%	28.1%	56.3%	3.1%	100.0%	



D. Governance, Leadership and Management

➤ **Condition 1: The administration is sincerely putting efforts for the development of the institution.**

- **Associate Professor:**
 1. 51.4% **agrees with** the condition.
 2. 28.6% **regards** the condition as **neutral**.
 3. Remaining percentages are not significant.
- **Senior Assistant Professor:**
 1. 25% **disagrees with** the condition.
 2. 25% regards the condition as **neutral**.
 3. 50% **strongly agrees** with the condition.
- **Assistant Professor:**
 1. 50% **agree** with the condition.
 2. 20.6% marks the condition as **neutral**.
 3. 20.6% **strongly agree** with the condition.

Remaining percentages are not significant.

- **Guest Faculty:**
 1. 55% **agree** with the condition.
 2. 10% **strongly agree** with the condition.
 3. 35% marks the condition as **neutral**.

Remaining percentages are not significant.
- **Whole time Faculty:**
 1. **60.6%** **agree** with the condition.
 2. **27.3%** marks the condition as **neutral**.
 3. Remaining percentages are not significant.

➤ **Condition 2: The administration is accessible for the students as well as for the faculties.**

- **Associate Professor:**
 1. 57.1% **agrees with** the condition.
 2. 28.6% **regards** the condition as **neutral**.
 3. Remaining percentages are not significant.
- **Senior Assistant Professor:**
 1. 50% **strongly agrees with** the condition.
 2. 50% regards the condition as **neutral**.
- **Assistant Professor:**
 1. 64.7% **agree** with the condition.
 2. **17.6%** marks the condition as **neutral**.
 3. 11.8% **strongly agree** with the condition.

Remaining percentages are not significant.
- **Guest Faculty:**
 1. **60%** **agree** with the condition.
 2. 10% **strongly agree** with the condition.
 3. 30% marks the condition as **neutral**.

Remaining percentages are not significant.
- **Whole time Faculty:**
 1. 65.6% **agree** with the condition.
 2. **28.1%** marks the condition as **neutral**.
 3. **11%** **strongly agree** with the condition.

Remaining percentages are not significant.

➤ **Condition 3: The IQAC is working well for promoting quality in the institution.**

- **Associate Professor:**
 1. 60% **agrees with** the condition.
 2. 28.6% marks the condition as **neutral**
 3. Remaining percentages are not significant.
- **Senior Assistant Professor:**
 1. **50%** **agrees with** the condition.
 2. **25%** regards the condition as **neutral**.
 3. **25%** **strongly disagree** with the condition.
- **Assistant Professor:**
 1. 47.1% **agree** with the condition.
 2. 20.6% **marks** the condition as neutral.
 3. **17.6%** **strongly agrees with the** condition
 4. Remaining percentages are not significant.
- **Guest Faculty:**
 1. **50%** **agree** with the condition.
 2. **40%** marks the condition as **neutral**.
 3. **10%** **strongly agree** with the condition.

Remaining percentages are not significant.
- **Whole time Faculty:**
 1. **69.7%** **agree** with the condition.
 2. **27.3%** marks the condition as **neutral**.

Remaining percentages are not significant.

➤ **Condition4: The College is providing adequate opportunities and support to the faculty and their family members.**

- **Associate Professor:**
 1. 51.4% **agrees with** the condition.

- 2. 22.9% **regards** the condition as **neutral**.
- 3. 14.3% **strongly agrees** with the condition.
Remaining percentages are not significant.
- **Senior Assistant Professor:**
 - 1. 25% regards the condition as **neutral**.
 - 2. 75% **strongly agrees** with the condition.
- **Assistant Professor:**
 - 1. **72.7% agree** with the condition
 - 2. 18.2% marks the condition as **neutral**.
 - 3. Remaining percentages are not significant.
- **Guest Faculty:**
 - 1. 47.4% **agree** with the condition.
 - 2. 42.1% marks the condition as **neutral**.
 - Remaining percentages are not significant.
- **Whole time Faculty:**
 - 1. 57.6% **agree** with the condition.
 - 2. **30.3%** marks the condition as **neutral**.
 - Remaining percentages are not significant.

➤ **Condition 5: Faculties are given freedom to express their opinions.**

- **Associate Professor:**
 - 1. 40% **agrees with** the condition.
 - 2. **34.3% regards** the condition as **neutral**.
 - 3. Remaining percentages are not significant.
- Senior Assistant Professor:**
 - 1. **50%** regards the condition as **neutral**.
 - 2. **50% agrees** with the condition.
- **Assistant Professor:**
 - 1. 44.1% **agree** with the condition.
 - 2. 35.3% marks the condition as **neutral**.
 - Remaining percentages are not significant.
- **Guest Faculty:**
 - 1. **50% agree** with the condition.
 - 2. 10% **strongly agree** with the condition.
 - 3. **40%** marks the condition as **neutral**.
 - Remaining percentages are not significant.
- **Whole time Faculty:**
 - 1. 63.6% **agree** with the condition.
 - 2. **24.2%** marks the condition as **neutral**.
 - Remaining percentages are not significant

Table 4: Governance, Leadership and Management

		Strongly Disagree	Disagree	Neutral	Agree	Strongly Agree	Total
The administration is sincerely putting efforts for the development of the institution	Associate Professor	2	3	10	18	2	35
		5.7%	8.6%	28.6%	51.4%	5.7%	100.0%
	Senior Assistant Professor	0	1	1	0	2	4
		0.0%	25.0%	25.0%	0.0%	50.0%	100.0%
	Assistant Professor	0	3	7	17	7	34
		0.0%	8.8%	20.6%	50.0%	20.6%	100.0%
	Guest Faculty	0	0	7	11	2	20
0.0%		0.0%	35.0%	55.0%	10.0%	100.0%	
Whole Time Faculty	0	1	9	20	3	33	
	0.0%	3.0%	27.3%	60.6%	9.1%	100.0%	
The administration is accessible for the students as well as for the faculties	Associate Professor	0	2	10	20	3	35
		0.0%	5.7%	28.6%	57.1%	8.6%	100.0%
	Senior Assistant Professor	0	0	2	0	2	4
		0.0%	0.0%	50.0%	0.0%	50.0%	100.0%
	Assistant Professor	0	2	6	22	4	34
		0.0%	5.9%	17.6%	64.7%	11.8%	100.0%
	Guest Faculty	0	0	6	12	2	20
0.0%		0.0%	30.0%	60.0%	10.0%	100.0%	
Whole Time Faculty	0	1	9	21	1	32	
	0.0%	3.1%	28.1%	65.6%	3.1%	100.0%	
The IQAC is working well for promoting quality in the institution	Associate Professor	0	1	10	21	3	35
		0.0%	2.9%	28.6%	60.0%	8.6%	100.0%
	Senior Assistant Professor	0	0	1	2	1	4
		0.0%	0.0%	25.0%	50.0%	25.0%	100.0%
	Assistant Professor	1	4	7	16	6	34
		2.9%	11.8%	20.6%	47.1%	17.6%	100.0%
	Guest Faculty	0	0	8	10	2	20
0.0%		0.0%	40.0%	50.0%	10.0%	100.0%	
Whole Time Faculty	0	0	9	23	1	33	
	0.0%	0.0%	27.3%	69.7%	3.0%	100.0%	
The College is providing adequate opportunities and support to the faculty and their family members	Associate Professor	1	3	8	18	5	35
		2.9%	8.6%	22.9%	51.4%	14.3%	100.0%
	Senior Assistant Professor	0	0	1	0	3	4
		0.0%	0.0%	25.0%	0.0%	75.0%	100.0%
	Assistant Professor	0	2	6	24	1	33
		0.0%	6.1%	18.2%	72.7%	3.0%	100.0%
	Guest Faculty	0	1	8	9	1	19
0.0%		5.3%	42.1%	47.4%	5.3%	100.0%	
Whole Time Faculty	0	1	10	19	3	33	
	0.0%	3.0%	30.3%	57.6%	9.1%	100.0%	
Facilities of the sitting arrangements in the library	Associate Professor	1	6	12	14	2	35
		2.9%	17.1%	34.3%	40.0%	5.7%	100.0%
	Senior Assistant Professor	0	0	2	2	0	4
		0.0%	0.0%	50.0%	50.0%	0.0%	100.0%
	Assistant Professor	1	3	12	15	3	34
		2.9%	8.8%	35.3%	44.1%	8.8%	100.0%
	Guest Faculty	0	0	8	10	2	20
0.0%		0.0%	40.0%	50.0%	10.0%	100.0%	
Whole Time Faculty	0	2	8	21	2	33	
	0.0%	6.1%	24.2%	63.6%	6.1%	100.0%	

CONCLUSIONS:

Curricular Aspects: There is relevance of the syllabus to the real life situations. Whole Time Faculty has agreed with the condition with a maximum of 70.6%.

Teaching, Learning and Evaluation Process: The internal assessments are taking place as per schedule. Senior Assistant Professors has agreed with the condition with a maximum of 75%

Infrastructure: The class rooms and furniture available are adequate. Senior Assistant Professors and the safe drinking water facility is available for students and faculty members has agreed with the condition with a maximum of 75%

Governance, Leadership and Management: The College is providing adequate opportunities and support to the faculty and their family members. Senior Assistant Professors has strongly agreed with the condition with a maximum of 75%

Annexure III

BEST PRACTICES

Best Practice 1

1. **Title of the practice:** Self Defense Training to Youngsters
2. **Goal:** To increase the self confidence amongst the youngsters
3. **The Context:** To train the young boys and girls in the art of self-defense, to make them capable to defend themselves at the time of crisis.
4. **The Practice:** Karate is a martial art developed in the Ryukyu Kindom. It developed from the indegeous Ryukyun martial arts under the influence of Chinese Kung-Fu, particularly Fuzian White Crane.

The college authority allows private organizations to train boys and girls from the nearby area, students in the evening, inside the campus.

5. **Evidences of Success:** Increase of enthusiasm and self-confidence has been observed amongst the trainees.
6. **Problem Encountered and Resources Required:** As regular classes of the college run upto 5 pm, the training session does not get sufficient time, especially in the winter season.

Moreover, the training area provided is not enough to accommodate more number of students.

Best Practice 2

1. **Title:** Maintenance of Bio-diversity in the college campus
2. **Goal:** To maintain an eco-friendly environment in the college campus
3. **The Context:** To utilize the water resource for the benefit of college fraternity and local residents.
4. **The Practice:** The two beautiful ponds in the entrance of the college campus enhance the scenic beauty of Pragjyotish College. The ponds are well maintained to sustain biodiversity.

College authority permits local organizations to use the ponds for various activities.

5. **Evidences of Success:** Well decorated ponds attract large number of visitors during festivals like Durga Puja.
6. **Problem Encountered and Resources Required:** Boundary walls of the ponds are being damaged due to erosion which requires urgent repairing.

Over the years, water of the ponds being polluted due to pilferage drainage water and the adjacent Bharalu River. The college authority is trying its best to prevent this.