

# **ANNUAL QUALITY ASSURANCE REPORT**

(2011-12)

SUBMITTED TO

NATIONAL ASSESSMENT AND ACCREDITATION COUNCIL (NAAC)

BANGALORE -560072

ON

22-09-2018



SUBMITTED BY

**INTERNAL QUALITY ASSURANCE CELL**

**PRAGJYOTISH COLLEGE**

PO: BHARALUMUKH, GUWAHATI

DIST: KAMRUP (M) ASSAM, PIN: 781009

Email: iqac15pragcollege@gmail.com

# The Annual Quality Assurance Report (AQAR) of the IQAC

## Part – A

AQAR for the year

July 1, 2011 to June 30, 2012

### 1. Details of the Institution

1.1 Name of the Institution

Pragjyotish College

1.2 Address Line 1

Bharalumukh

Address Line 2

J.P. Agarwala Road

City/Town

Guwahati

State

Assam

Pin Code

781 009

Institution e-mail address

pragjyotishcollege@yahoo.co.in

Contact Nos.

0361 - 2544531

Name of the Head of the Institution:

Smt. Gauri Devi

Tel. No. with STD Code:

0361 - 2544531

Mobile:

98642-65167

Name of the IQAC Co-ordinator:

Dr. Runima Baishya

Mobile:

98640-43286

IQAC e-mail address:

iqac15pragcollege@gmail.com

1.3 NAAC Track ID (For ex. MHCOGN 18879)

OR

1.4 NAAC Executive Committee No. & Date:

EC/54/RAR/040 dated 08-01-2011

(For Example EC/32/A&A/143 dated 3-5-2004.

This EC no. is available in the right corner- bottom of your institution's Accreditation Certificate)

1.5 Website address:

www.pragjyotishcollege.org.in

Web-link of the AQAR:

## 1.6 Accreditation Details

Sl. No.	Cycle	Grade	CGPA	Year of Accreditation	Validity Period
1	1 <sup>st</sup> Cycle	B	73*	2004	07/01/2009
2	2 <sup>nd</sup> Cycle	B	2.61	2010	07/01/2016
3	3 <sup>rd</sup> Cycle	-	-	-	-
4	4 <sup>th</sup> Cycle	-	-	-	-

\* Institutional Score

1.7 Date of Establishment of IQAC:

06/04/2002

1.8 Details of the previous year's AQAR submitted to NAAC after the latest Assessment and Accreditation by NAAC (*for example AQAR 2010-11 submitted to NAAC on 12-10-2011*)

i. AQAR 2010-2011: 15/09/2018

## 1.9 Institutional Status

University State  Central  Deemed  Private

Affiliated College Yes  No

Constituent College Yes  No

Autonomous college of UGC Yes  No

Regulatory Agency approved Institution Yes  No

(eg. AICTE, BCI, MCI, PCI, NCI)

Type of Institution Co-education  Men  Women

Urban  Rural  Tribal

Financial Status Grant-in-aid  UGC 2(f)  UGC 12B

Grant-in-aid + Self Financing  Totally Self-financing

## 1.10 Type of Faculty/Programme

Arts  Science  Commerce  Law  PEI (Phys. Edu.)

TEI (Edu)  Engineering  Health Science  Management

Others (Specify)

BCA, Fine Arts (HS), BBA

1.12 Special status conferred by Central/ State Government-- UGC/CSIR/DST/DBT/ICMR etc

Autonomy by State/Central Govt. / University

No

University with Potential for Excellence

No

UGC-CPE

No

DST Star Scheme	No	UGC-CE	No
UGC-Special Assistance Programme	No	DST-FIST	No
UGC-Innovative PG programmes	No	Any other ( <i>Specify</i> )	No
UGC-COP Programmes	No		

## **2. IQAC Composition and Activities**

2.1 No. of Teachers	10
2.2 No. of Administrative/Technical staff	02
2.3 No. of students	01
2.4 No. of Management representatives	01
2.5 No. of Alumni	01
2.6 No. of any other stakeholder and community representatives	01
2.7 No. of Employers/ Industrialists	Nil
2.8 No. of other External Experts	02
2.9 Total No. of members	18
2.10 No. of IQAC meetings held	01
2.11 No. of meetings with various stakeholders:	01
Faculty	Nil
Non-Teaching Staff	Nil
Students	Nil
Alumni	Nil
Others	Nil
2.12 Has IQAC received any funding from UGC during the year?	Yes <input type="checkbox"/> No <input checked="" type="checkbox"/>
If yes, mention the amount	<input type="text"/>

### 2.13 Seminars and Conferences (only quality related)

(i) No. of Seminars/Conferences/ Workshops/Symposia organized by the IQAC

Total Nos.	Nil	International	<input type="text"/>	National	<input type="text"/>	State	<input type="text"/>	Institution Level	<input type="text"/>
------------	-----	---------------	----------------------	----------	----------------------	-------	----------------------	-------------------	----------------------

(ii) Themes

## 2.14 Significant Activities and contributions made by IQAC

- Periodical meetings/ discussions with departmental faculty representatives were conducted to correlate the data pertaining to various activities of the departments.
- IQAC encouraged the faculty members to pursue research in their respective field of study. IQAC also encouraged the faculty members to contribute to a common charity fund to be utilized. IQAC helped the faculty members to include innovative practices for the teaching learning process.

## 2.15 Plan of Action by IQAC/Outcome

The plan of action chalked out by the IQAC in the beginning of the year towards quality enhancement and the outcome achieved by the end of the year. \*

Plan of Action	Achievements
1. To encourage all department to conduct departmental seminars with eminent professor and scientist. 2. To celebrate specific day by conducting various competition. 3. To encourage faculty member for research publication and attend national/ international conferences/workshop etc.	1. Most of the departments organized departmental seminar/talk with invited speakers to encourage students. 2. National Science Day, World Environment Day and International Women Day have been celebrated by Department of Physics, Department of Botany and Women Study Centre respectively. 3. Few research papers have been published and many faculty attended national and international seminars.

\* Academic Calendar of the year 2011-2012 is attached as **Annexure I**.

2.15 Whether the AQAR was placed in statutory body Yes  No

Management  Syndicate  Any other body

Provide the details of the action taken

AQAR is approved with minor correction

## Part – B

### Criterion – I: Curricular Aspects

#### 1.1 Details about Academic Programmes

Level of the Programme	Number of existing Programmes	Number of programmes added during the year	Number of self-financing programmes	Number of value added / Career Oriented programmes
PhD	02 (Assamese, Sanskrit)	Nil	Nil	Nil
PG	02 (Assamese, MTM)	Nil	01 (MTM)	Nil
UG	07 (BSc, BA, BCom, BCA, BBA, B.Sc IT, BMC)	Nil	03 (BCA, BBA, Commerce)	Nil
PG Diploma	Nil	Nil	Nil	Nil
Advanced Diploma	Nil	Nil	Nil	Nil
Diploma	Nil	Nil	Nil	Nil
Certificate	04* (Spoken Sanskrit, Fashion designing, Mass Communication & Journalism, Folk & Modern Dance)	Nil	Nil	Nil
Others	02 (TTM-Vocational Course, HS (Arts, Science, Commerce))	Nil	Nil	02 (NCC, NSS)
<b>Total</b>	17	Nil	04	02

\* Sanskrit Department conducted a 15 months certificate course on “Spoken Sanskrit” in collaboration with Rashtriya Sanskrit Santha (Deemed University, New Delhi).

Interdisciplinary	Nil	Nil	Nil	Nil
Innovative	Nil	Nil	Nil	Nil

#### 1.2 (i) Flexibility of the Curriculum: CBCS/Core/Elective option / Open options

√

#### (ii) Pattern of programmes:

Pattern	Number of programmes
Semester	07, [MA (Assamese), MTM, BA, B.Sc, B.Com, BBA, BCA]
Trimester	Nil
Annual	Nil

1.3 Feedback from stakeholders\* Alumni  Parents  Employers  Students   
(On all aspects)

Mode of feedback : Online  Manual  Co-operating schools (for PEI)

Feedbacks from Faculty, Non-Teaching Staff/Support Staff are taken and analysed and presented in the **Annexure II**.

1.4 Whether there is any revision/update of regulation or syllabi, if yes, mention their salient aspects.

Yes. Semester system was introduced by the parent University since 1<sup>st</sup> August, 2011 and syllabus was updated accordingly.

1.5 Any new Department/Centre introduced during the year. If yes, give details.

No

## Criterion – II: Teaching, Learning and Evaluation

2.1 Total No. of permanent faculty	Total	Assistant Professors	Associate Professors	Professors	Others
	77	37	40	Nil	20 (Commerce)

2.2 No. of permanent faculty with Ph.D.

26

2.3 No. of Faculty Positions Recruited (R) and Vacant (V) during the year

Asst. Professors		Associate Professors		Professors		Others		Total	
R	V	R	V	R	V	R	V	R	V
02	07	Nil	Nil	Nil	Nil	03*	Nil	05	07

\* Whole time faculty

2.4 No. of Guest and Visiting faculty and Temporary faculty

39

07

11

### 2.5 Faculty participation in conferences and symposia

No. of Faculty	International level	National level	State level
Attended	04	55	08
Presented papers	04	26	05
Resource Persons	Nil	09	02

2.6 Innovative processes adopted by the institution in Teaching and Learning:

- ICT-enabled teaching-learning process followed.
- Student-centred teaching strategies were introduced.

2.7 Total No. of actual teaching days during this academic year

257

2.8 Examination/ Evaluation Reforms initiated by the Institution (for example: Open Book Examination, Bar Coding, Double Valuation, Photocopy, Online Multiple Choice Questions)

Students are evaluated for internal assessment marks (20%) by conducting examination, seminars, assignments, projects.

2.9 No. of faculty members involved in curriculum restructuring/revision/syllabus development

06

01

06

as member of Board of Study/Faculty/Curriculum Development workshop

2.10 Average percentage of attendance of students:

76 (Major), 63 (General)

2.11 Course/Programme wise distribution of pass percentage:

Title of the Programme	Total no. of students appeared	Division				
		Distinction %	I %	II %	III %	Pass %
PG (Assamese)	44	Nil	07	36	Nil	97.7
PG (MTM)	27	Nil	10	17	Nil	100
UG (Arts)	425	Nil	08	176	53	56.4
UG (Science)	84	Nil	24	42	03	82.2
UG (Commerce)	332	Nil	09	184	77	81

2.12 How does IQAC Contribute/Monitor/Evaluate the Teaching & Learning processes:

- Collecting self-appraisal report of the faculty members.
- Through interaction with the Head of the Departments.
- By suggesting conduct of remedial courses/tutorial classes for the weak students.
- Collecting and analyzing feedbacks from the students, faculty, non-teaching staff, guardians and Alumni.

2.13 Initiatives undertaken towards faculty development

<i>Faculty / Staff Development Programmes</i>	<i>Number of faculty benefitted</i>
Refresher courses	Nil
UGC – Faculty Improvement Programme	Nil
HRD programmes	Nil
Orientation programmes	Nil
Faculty exchange programme	Nil
Staff training conducted by the university	Nil
Staff training conducted by other institutions	Nil
Summer / Winter schools, Workshops, etc.	Nil
Others	Nil

2.14 Details of Administrative and Technical staff

Category	Number of Permanent Employees	Number of Vacant Positions	Number of permanent positions filled during the Year	Number of positions filled temporarily
Administrative Staff	34	03	03	04
Technical Staff	Nil	Nil	Nil	Nil



## Criterion – III: Research, Consultancy and Extension

### 3.1 Initiatives of the IQAC in Sensitizing/Promoting Research Climate in the institution

- IQAC encourages the faculty member to submit major and minor project proposals to various funding agencies.
- IQAC encourages students to participate in various workshop organized by Assam Science and Environment Council.
- IQAC helps student to prepare/do project work as a part of syllabus in the subject “Environmental studies”

### 3.2 Details regarding major projects

	Completed	Ongoing	Sanctioned	Submitted
Number	Nil	Nil	Nil	Nil
Outlay in Rs. Lakhs	Nil	Nil	Nil	Nil

### 3.3 Details regarding minor projects

	Completed	Ongoing	Sanctioned	Submitted
Number	Nil	05	02	
Outlay in Rs. Lakhs	Nil	3.7	3.25	

### 3.4 Details on research publications

	International	National	Others
Peer Review Journals	09	05	01
Non-Peer Review Journals	01	11	07
e-Journals	Nil	Nil	Nil
Conference proceedings	Nil	03	02

### 3.5 Details on Impact factor of publications:

Range  Average  h-index  Nos. in SCOPUS

### 3.6 Research funds sanctioned and received from various funding agencies, industry and other organisations

Nature of the Project	Duration Year	Name of the funding Agency	Total grant sanctioned	Received
Major projects	Nil	Nil	Nil	Nil
Minor Projects	2011-13 (3 years)	UGC	1.35 lakh	Nil
Interdisciplinary Projects	Nil	Nil	Nil	Nil
Industry sponsored	Nil	Nil	Nil	Nil
Projects sponsored by the University/ College	Nil	Nil	Nil	Nil
Students research projects <i>(other than compulsory by the University)</i>	Nil	Nil	Nil	Nil
Any other(Specify)	Nil	Nil	Nil	Nil
Total			1.35 lakh	

3.7 No. of books published i) With ISBN No.  Chapters in Edited Books   
 ii) Without ISBN No.

3.8 No. of University Departments receiving funds from

UGC-SAP  CAS  DST-FIST   
 DPE  DBT Scheme/funds

3.9 For colleges

Autonomy  CPE  DBT Star Scheme   
 INSPIRE  CE  Any Other (specify)

3.10 Revenue generated through consultancy

3.11 No. of conferences organized by the Institution

Level	International	National	State	University	College
Number	Nil	Nil	Nil	Nil	Nil
Sponsoring agencies	Nil	Nil	Nil	Nil	Nil

3.12 No. of faculty served as experts, chairpersons or resource persons

3.13 No. of collaborations International  National  Any other

3.14 No. of linkages created during this year

3.15 Total budget for research for current year in lakhs:

From funding agency  From Management of University/College

Total

3.16 No. of patents received this year

Type of Patent		Number
National	Applied	Nil
	Granted	Nil
International	Applied	Nil
	Granted	Nil
Commercialised	Applied	Nil
	Granted	Nil

3.17 No. of research awards/recognitions received by faculty and research fellows of the institute in the year

Total	International	National	State	University	Dist	College
01	Nil	01 (IIT Guwahati)	Nil	Nil	Nil	Nil

3.18 No. of faculty from the Institution who are Ph. D. Guides  and students registered under them

3.19 No. of Ph.D. awarded by faculty from the Institution

3.20 No. of Research scholars receiving the Fellowships (Newly enrolled + existing ones):

JRF  SRF  Project Fellows  Any other

3.21 No. of students Participated in NSS events:

University level  State level   
National level  International level

3.22 No. of students participated in NCC events:

University level  State level   
National level  International level

\* 17 (NCC-army, navy and air wing) + 6 (NCC girls' wing)

3.23 No. of Awards won in NSS:

University level  State level   
National level  International level

3.24 No. of Awards won in NCC: Total: 03

University level  State level\*\*   
National level\*  International level

\* 1. Anupama Devi participated in RD parade and PM salute in New Delhi (28<sup>th</sup> December -4<sup>th</sup> February, 2011).

2. Bhagyapriya Boro won Gold Medal in Solo Dance in Sikkim Trek (28<sup>th</sup> Oct-9<sup>th</sup> Nov), 2011 at national level.

\*\* Yurngamphi Shagjam attended "Thal Sainik Camp", Jorhat (2011-12) and won silver medal.

3.25 No. of Extension activities organized

University forum  College forum   
NCC  NSS  Any other

3.26 Major Activities during the year in the sphere of extension activities and Institutional Social Responsibility

- Pragjyotish College Women Study Centre (PCWSC) has taken initiative for the uplift of women in nearby areas.
- World Environmental Day is celebrated in the college campus

## Criterion – IV: Infrastructure and Learning Resources

### 4.1 Details of increase in infrastructure facilities:

Facilities	Existing	Newly created	Source of Fund	Total
Campus area	7.35 acres 7864.3 sq. meters			7.35 acres 7864.3 sq. meters
Class rooms	56			
Laboratories	12			
Seminar Halls	1			
No. of important equipments purchased ( $\geq$ 1-0 lakh) during the current year.				
Value of the equipment purchased during the year (Rs. in Lakhs)		29.70	UGC	
Others				

### 4.2 Computerization of administration and library

- College office works and library are partially computerized.
- SOUL 2.0-Library Management software for digital database is installed.

### 4.3 Library services:

	Existing		Newly added		Total	
	No.	Value	No.	Value	No.	Value
Text Books*	33175		358		33533	Rs.2,08,522
Reference Books	22117		240		22357	
e-Books						
Journals	31		5		6	Rs.12,960
e-Journals						
Digital Database	01**					
CD & Video	40		20		60	Rs.2,500
Others (specify) News Paper	10		1		11	Rs.20,562

\* Many books are available with departmental libraries also.

\*\* SOUL 2.0-Library Management

### 4.4 Technology up gradation (overall)

	Total Computers	Computer Labs	Internet	Browsing Centres	Computer Centres	Office	Departments	Others
Existing	32	11	Nil	Nil	Nil	03	18	Nil
Added	6	Nil	01	Nil	Nil	01	04	Nil
Total	38	11	01	Nil	Nil	04	22	Nil

4.5 Computer, Internet access, training to teachers and students and any other programme for technology upgradation (Networking, e-Governance etc.)

- Students are encouraged to make use Power Point Presentations of their seminars and projects.
- Internet connectivity is provided to the office of the college.
- Expansion of e-technology in the college campus has enhanced the use of computers in curriculum development, teaching-learning, evaluation and research.

4.6 Amount spent on maintenance in lakhs:

i) ICT	4.48
ii) Campus Infrastructure and facilities	1.56
iii) Equipments	22.23
iv) Others	9.13
<b>Total:</b>	<b>37.40</b>

## Criterion – V: Student Support and Progression

5.1 Contribution of IQAC in enhancing awareness about Student Support Services

- IQAC helps the Career Counseling Cell for conducting career oriented programmes for benefit of the students.
- Financial assistance extended to economically weaker students, personal counseling is given by Counselors and Teachers to minimize the dropout rate .
- The institution publishes its updated prospectus annually. The information content is disseminated to students at the beginning of every academic year.

5.2 Efforts made by the institution for tracking the progression

- Examination committee keeps the records of all internal and end semester examination.
- IQAC of the college maintains the records of the outgoing students with the help of Alumni Association.
- The Career Counseling Cell conducts training programmes for students and arranges job fair in collaboration with employers.
- Every department maintains a register for recording the progress of students.

5.3 (a) Total Number of students	UG	PG	Ph. D.	Others
	2191	96	Nil	931(HS)

(b) No. of students outside the state 

960
-----

(c) No. of international students 

Nil
-----

Last Year						This Year					
General	SC	ST	OBC	Physically Challenged	Total	General	SC	ST	OBC	Physically Challenged	Total
1468	232	169	437	Nil	2306	1152	205	500	430	Nil	2287

Men	No	%	Women	No	%
	1288	58.8		903	41.2

Demand ratio. 2.38:1

Dropout %: 9.25

*\*Dropout rate is calculated by the difference between the students admitted in the 1<sup>st</sup> semester and the students appeared in 1<sup>st</sup> semester final examination.*

#### 5.4 Details of student support mechanism for coaching for competitive examinations (If any)

No institutional mechanism exists to prepare students for competitive examinations. However, the faculty members inspire and guide students for competitive examinations.

No. of students beneficiaries 

NA
----

#### 5.5 No. of students qualified in these examinations

NET	<table border="1"><tr><td>04</td></tr></table>	04	SET/SLET	<table border="1"><tr><td>01</td></tr></table>	01	GATE	<table border="1"><tr><td>Nil</td></tr></table>	Nil	CAT	<table border="1"><tr><td>Nil</td></tr></table>	Nil
04											
01											
Nil											
Nil											
IAS/IPS etc	<table border="1"><tr><td>Nil</td></tr></table>	Nil	State PSC	<table border="1"><tr><td>Nil</td></tr></table>	Nil	UPSC	<table border="1"><tr><td>Nil</td></tr></table>	Nil	Others*	<table border="1"><tr><td>12</td></tr></table>	12
Nil											
Nil											
Nil											
12											

*\* Students cleared SSC, Bank PO exam*

#### 5.6 Details of student counselling and career guidance

The faculty of the college provides counseling assistance to the students and helps them to choose their career of interest.

No. of students benefitted 

NA
----

#### 5.7 Details of campus placement

<i>On campus</i>			<i>Off Campus</i>
Number of Organizations Visited	Number of Students Participated	Number of Students Placed	Number of Students Placed
Nil	Nil	Nil	Nil

## 5.8 Details of gender sensitization programmes

The Pragiyotish College Women's Study Centre celebrated women's day along with the students to create gender awareness.

## 5.9 Students Activities

### 5.9.1 No. of students participated in Sports, Games and other events

State/ University level  National level  International level

### No. of students participated in cultural events

State/ University level  National level  International level

### 5.9.2 No. of medals /awards won by students in Sports, Games and other events

Sports: State/ University level  National level  International level

*Others (essay Competition-2<sup>nd</sup> Prize –all Assam-Dev Shakar Dutta)*

Cultural: State/ University level\*  National level  International level

*\*Bandita Das –Singing (Rong Channel)*

*Rupankar Das-Gold-Flute-Gauhati University Youth Festival, 2012*

*Pranjal Das-Mimicry-3<sup>rd</sup> - Gauhati University Youth Festival, 2012*

## 5.10 Scholarships and Financial Support

	Number of students	Amount
Financial support from institution		
Financial support from government	54	Rs.8,46,770
Financial support from other sources		
Number of students who received International/ National recognitions		

## 5.11 Student organised /initiatives

Fairs: State/ University level  National level  International level

Exhibition: State/ University level\*  National level  International level

*\*Exhibition organised by MTM Department on 27<sup>th</sup> September, World Tourism Day.*

5.12 No. of social initiatives undertaken by the students

## 5.13 Major grievances of students (if any) redressed:

Shortage of pure and safe drinking water and lack of proper sanitation facility in the college campus were raised by the students and it was redressed by the college authority.

## Criterion – VI: Governance, Leadership and Management

### 6.1 State the Vision and Mission of the institution

#### Vision

To establish this seat of higher learning as one of the first grade institutions of the country having autonomous status

#### Mission

- To have full control over curriculum, management and evaluation keeping in mind the actual needs of the students.
- To foster leadership qualities in the students exploiting their fullest potentials.
- To inculcate value of patriotism, internal discipline, in thoughts and actions.
- To foster a healthy interpersonal relationship amongst the students.
- To promote a scientific and rational thinking amongst the students.
- To create a congenial environment for the all-round development of the students in their future life.

### 6.2 Does the Institution has a management Information System

The college does not have a Management Information System (MIS). The College ensures a system of organized and channeled management information flow and decision making processes through different bodies like Governing Body and the Finance Committee for various administrative works, under the leadership and guidance of the Principal.

### 6.3 Quality improvement strategies adopted by the institution for each of the following:

#### 6.3.1 Curriculum Development

The curriculums of all courses are prescribed by the parent university. However, members of the teaching staff of the college are involved in curriculum restructuring/ revision/ syllabus development at the university level. Curriculum development workshops organized by the university and other colleges are attended regularly and suggestions are given whenever necessary.



### 6.3.2 Teaching and Learning

- A general routine prepared by the routine committee and classrooms allotted as per the requirements of each department. The HODs of respective departments makes all necessary initiatives concerning various departmental activities.
- The college also makes provision in undertaking necessary projects, excursions, field works, visits to higher educational institutions like IIT, G.U, etc.
- Group discussions, seminars, course related quiz competitions, surprise tests, etc. are held round the year so that there is an active involvement of the students in the teaching learning process.
- Remedial classes were held towards the end of each session to help the academically weak students.
- Reading lists, lecture summaries, study materials and home assignments given to the students for their comprehensive learning. Students are given help and training in the use of library and computer services and are informed about the availability of reading materials and e-resources for the prescribed syllabus in the library.
- Talks by scholars and renowned personalities arranged to motivate students to achieve higher goals.
- College encouraged and sanctions leave to its staff to attend Orientation programmes, Refresher Courses and Short-term Courses so that they can update their knowledge domain and also get acquainted with the latest developments and teaching methods.

### 6.3.3 Examination and Evaluation

Examination and evaluation conducted as per the rules/direction of the university. Teaching staff took active part in all the required confidential works.

#### 6.3.4 Research and Development

- College authority encourages research work. Some faculty members have guideship for Ph.D. and hence are actively involved in research works. Pragjyotish College Research Council (PCRC) formulates the strategies for Research and Development of the College and encourages its faculty members to apply for Minor and Major Research Projects from UGC and other funding agencies. PCRC examines the research proposals of the faculties and approves for submission. As a result of constant encouragement by the college, about 35 per cent of permanent faculties have completed PhD and few others are pursuing.
- College encourages the faculty members to present research papers in seminars and conferences and publish the papers in peer reviewed journals.
- College encourages and sanctions leave to its staff to attend FDP, Orientation programmes, Refresher Courses and Short term courses so that they can update their domain knowledge and also get acquainted with the latest developments and teaching methods.
- The college has also applied for a Bio-Technology Hub to enhance knowledge related to Life sciences

#### 6.3.5 Library, ICT and physical infrastructure / instrumentation

- The central library (Tirthanath Sarma Library) and each departmental library have a large number of text books and reference books. Every year fresh books and periodicals are added. SOUL 2.0, database software was installed.
- The college is planning to incorporate ICT into its teaching programme. Computers are added to each of the department.
- Classrooms were repaired and new furniture were provided.

#### 6.3.6 Human Resource Management

Regular meetings conducted by the Principal with the teaching and non-teaching staff for the smooth conduct of classes and other academic related affairs.

#### 6.3.7 Faculty and Staff recruitment

College takes every possible measure to fill the vacant posts as early as possible. College appoints guest faculty members to make up the shortage of faculty in certain departments.

### 6.3.8 Industry Interaction / Collaboration

Post-graduate Department of Tourism Management has collaborated with Sikkim Government in recruiting the students passed out from the college.

### 6.3.9 Admission of Students

Admission process done strictly on the basis of merit. Central merit list is prepared before admission and seats are allotted as per the merit list. Reservations for OBC, ST (P), ST (H), and PH are maintained as per Government rules. Terms and conditions of the admission processes are clearly stated in the college prospectus and accordingly carried out.

### 6.4 Welfare schemes for

Teaching	<ul style="list-style-type: none"> <li>Subsidized food provided at the College canteen</li> <li>Financial welfare schemes are available through PCSSSS</li> </ul>
Non- teaching	<ul style="list-style-type: none"> <li>Subsidized food provided at the College canteen</li> </ul>
Students	<ul style="list-style-type: none"> <li>Grants to poor students</li> <li>Awards to meritorious students</li> <li>Subsidized food provided at the College canteen</li> <li>Book Bank facility is available for economically weak students</li> </ul>

### 6.5 Total corpus fund generated

23421/- (INR)

6.6 Whether annual financial audit has been done Yes  No

6.7 Whether Academic and Administrative Audit (AAA) have been done?

Audit Type	External		Internal	
	Yes/No	Agency	Yes/No	Authority
Academic	No	-	No	-
Administrative	Yes	Govt. Audit	Yes	Chartered Accountant

6.8 Does the University/ Autonomous College declare results within 30 days?

For UG Programmes Yes  No

For PG Programmes Yes  No

6.9 What efforts are made by the University/ Autonomous College for Examination Reforms?

College is treated as micro-zone as part of the examination system conducted by the parent university. In such cases, the principal is responsible for the answer script evaluation where the teaching staff of concerned department participates actively.

6.10 What efforts are made by the University to promote autonomy in the affiliated/constituent colleges?

Parent University provides full authority to the college to conduct sessional examinations and marks of internal assessment are credited to the students by the college faculty.

6.11 Activities and support from the Alumni Association

Alumni Association played an active role in various activities performed by the college.

6.12 Activities and support from the Parent – Teacher Association

- There are three guardian members in the Governing Body for duration of three years for a better communication with the institution and the parents.
- Parent-Teachers meet are arranged every year to discuss academic issues
- Feedbacks are collected from the parents

6.13 Development programmes for support staff

Development Programs for the support staff is conducted at the college level from time to time. Training on admission procedures, audit, and examination related matters are given to them by the college authority. Besides, their grievances are addressed and necessary steps taken.

6.14 Initiatives taken by the institution to make the campus eco-friendly

- Tree plantation program is organized regularly specially on the occasion of World Environment Day
- College has a plan to install solar unit inside the campus
- The college has a beautification cell which makes efforts to make the college eco- friendly. Two ponds and two flower gardens are maintained regularly.

## Criterion – VII: Innovations and Best Practices

7.1 Innovations introduced during this academic year which have created a positive impact on the functioning of the institution. Give details.

- Computers were provided to almost all departments of the college
- Online e-resources access facility through NLIST programme in the library
- Departmental seminars and group discussions conducted for the students
- Organization of a book fair in the college campus

7.2 Provide the Action Taken Report (ATR) based on the plan of action decided upon at the beginning of the year

- SOUL 2.0 has been installed in the college library for effective and efficient management of housekeeping work.
- A full-fledged computer lab established in the Department of Physics

7.3 Give two Best Practices of the institution (*please see the format in the NAAC Self-study Manuals*)

### **Best Practice 1**

**Title of the practice:** Self Defense Training to Youngsters

### **Best Practice 2**

**Title of the practice:** Maintenance of Bio-diversity in the college campus

*\*Details provided in Annexure – III*

7.4 Contribution to environmental awareness / protection

- Environmental Awareness Program on Plastic Waste Managements organised by the Department of Geography
- Various awareness programmes relating to the environment held from time to time
- World environment day on 5th June celebrated with a day long programme
- BA/ B.Com curriculum introduced by Gauhati University has given special emphasis on environmental studies. Students are given comprehensive knowledge on the subject. The students are asked to submit projects on environmental issues

7.5 Whether environmental audit was conducted? Yes  No

7.6 Any other relevant information the institution wishes to add. (for example SWOT Analysis)

**Strength:** All the departments are equipped with computers.

**Weakness:** Less numbers of Vocational Programs.

**Opportunity:** Establishment of ICT and digital class rooms for present day Audio-visual instruction.

**Threat:** To prepare the students to face the challenges of the changing academic scenario.

8. Plans of institution for next year


- Upgradation of furniture of classrooms.
- Office Automation and Creation of MIS will be completed in the stipulated period of time to provide better services to the stakeholders and also to bring transparency in the administration.
- To organize a UGC sponsored seminar in the college

Name: **Dr. Manjit Kumar Mazumdar**



Signature of the Coordinator, IQAC

Name: **Dr. Manoj Kumar Mahanta**



Signature of the Chairperson, IQAC

\*\*\*

**Abbreviations:**

CAS	-	Career Advanced Scheme
CAT	-	Common Admission Test
CBCS	-	Choice Based Credit System
CE	-	Centre for Excellence
COP	-	Career Oriented Programme
CPE	-	College with Potential for Excellence
DPE	-	Department with Potential for Excellence
GATE	-	Graduate Aptitude Test
NET	-	National Eligibility Test
PEI	-	Physical Education Institution
SAP	-	Special Assistance Programme
SF	-	Self Financing
SLET	-	State Level Eligibility Test
TEI	-	Teacher Education Institution
UPE	-	University with Potential Excellence
UPSC	-	Union Public Service Commission

\*\*\*\*\*

**ANNEXURE-I**  
**ACADEMIC CALENDAR (2011-2012)**  
 Pragjyotish College, Guwahati – 781 009

Month	Date	Days	Particulars	Working Days	Holidays	Academic and Other Activities
July 2011	1 – 31	Fri-Sun	Summer Vacation		31 days	
August 2011	1 - 6	Mon - Sat	Classes	6 days		TDC Major Classes to start from 1 <sup>st</sup> August  Freshers' Social (Departmental and General) to be held during the 4 <sup>th</sup> week
	7	Sun			1 day	
	8 - 13	Mon - Sat	Classes	6 days		
	14	Sun			1 day	
	15	Mon	Independence Day		1 day	
	16 - 17	Tue - Wed	Classes	2 days		
	18	Thu	Tithi of Sri Sri Madhab Dev		1 day	
	19 - 20	Fri - Sat	Classes	2 days		
	21	Sun			1 day	
	22	Mon	Janmastami		1 day	
	23 - 27	Tue - Sat	Classes	5 days		
	28	Sun			1 day	
	29	Mon	Classes	1 day		
30	Tue	Tithi of Srimanta Sankar Dev		1 day		
31	Wed	Id-Ul-Fitr		1 day		
September 2011	1	Thu	Foundation Day	1 day		Sessional Examinations to be held during the 4 <sup>th</sup> week
	2 - 3	Fri - Sat	Classes	2 days		
	4	Sun			1 day	
	5 – 10	Mon - Sat	Classes	6 days		
	11	Sun			1 day	
	12 – 16	Mon - Fri	Classes	5 days		
	17	Sat	Biswakarma Puja		1 day	
	18	Sun			1 day	
	19 – 24	Mon - Sat	Classes	6 days		
25	Sun			1 day		
October 2011	1	Sat	Classes	1 day		Student Union Elections to be held after Puja Vacation  All Field Visits to be completed within 4 <sup>th</sup> week
	2 – 11	Sun – Tue	Gandhi Jayanti, Durga Puja, Janmotsav of Srimanta Sankar Dev, Lakshmi Puja		10 days	
	12 – 15	Wed – Sat	Classes	4 days		
	16	Sun			1 day	
	17	Mon	Classes	1 day		
	18	Tue	Kati Bihu		1 day	
	19 – 22	Wed – Sat	Classes	4 days		
	23	Sun			1 day	
	24 – 25	Mon – Tue	Classes	2 days		
	26	Wed	Kali Puja & Diwali		1 day	
	27 – 29	Thu – Sat	Classes	3 days		
30	Sun			1 day		
31	Mon	Classes	1 day			



<b>November 2011</b>	1 – 5	Tue – Sat	Classes	5 days		TDC Term-end exams to start
	<b>6</b>	<b>Sun</b>			<b>1 day</b>	
	<b>7</b>	<b>Mon</b>	<b>Id-Ud-Zuha</b>		<b>1 day</b>	
	8 – 9	Tue – Wed	Classes	2 days		
	<b>10</b>	<b>Thu</b>	<b>Guru Nanak's Birthday</b>		<b>1 day</b>	
	11 – 12	Fri – Sat	Classes	2 days		
	<b>13</b>	<b>Sun</b>			<b>1 day</b>	
	14 – 19	Mon – Sat	Classes	6 days		
	<b>20</b>	<b>Sun</b>			<b>1 day</b>	
	21 – 26	Mon – Sat	Classes	6 days		
<b>27</b>	<b>Sun</b>			<b>1 day</b>		
28 - 30	Mon -Wed	Classes	3 days			
<b>December 2011</b>	1 – 3	Thu – Sat	Classes	3 days		
	<b>4</b>	<b>Sun</b>			<b>1 day</b>	
	5	Mon	Classes	1 day		
	<b>6</b>	<b>Tue</b>	<b>Muharram</b>		<b>1 day</b>	
	7 – 10	Wed – Sat	Classes	4 days		
	<b>11</b>	<b>Sun</b>			<b>1 day</b>	
	12 – 17	Mon – Sat	Classes	6 days		
	<b>18</b>	<b>Sun</b>			<b>1 day</b>	
	19 – 24	Mon – Sat	Classes	6 days		
<b>25</b>	<b>Sun</b>	<b>Christmas Day</b>		<b>1 day</b>		
26 - 31	Mon – Sat	Classes	6 days			
<b>January 2012</b>	<b>1</b>	<b>Sun</b>			<b>1 day</b>	College Week to be completed within 4 <sup>th</sup> week
	2 – 7	Mon – Sat	Classes	6 days		
	<b>8</b>	<b>Sun</b>			<b>1 day</b>	
	9 – 13	Mon – Fri	Classes	5 days		
	<b>14 – 17</b>	<b>Sat – Tue</b>	<b>Magh Bihu, Silpi Divas</b>		<b>4 days</b>	
	18 – 21	Wed – Sat	Classes	4 days		
	<b>22</b>	<b>Sun</b>			<b>1 day</b>	
	23 – 25	Mon –Wed	Classes	3 days		
	<b>26</b>	<b>Thu</b>	<b>Republic Day</b>		<b>1 day</b>	
	27	Fri	Classes	1 day		
<b>28</b>	<b>Sat</b>	<b>Saraswati Puja</b>		<b>1 day</b>		
<b>29</b>	<b>Sun</b>			<b>1 day</b>		
30 -31	Mon – Tue	Classes	2 days			
<b>February 2012</b>	1 – 4	Wed – Sat	Classes	4 days		H.S. (Final) exams to start
	<b>5</b>	<b>Sun</b>			<b>1 day</b>	
	6 – 11	Mon – Sat	Classes	6 days		
	<b>12</b>	<b>Sun</b>			<b>1 day</b>	
	13 – 18	Mon – Sat	Classes	6 days		
	<b>19</b>	<b>Sun</b>			<b>1 day</b>	
	<b>20</b>	<b>Mon</b>	<b>Shivaratri</b>		<b>1 day</b>	
	21 – 25	Tue – Sat	Classes	5 days		
<b>26</b>	<b>Sun</b>			<b>1 day</b>		
27 – 29	Mon - Wed	Classes	3 days			

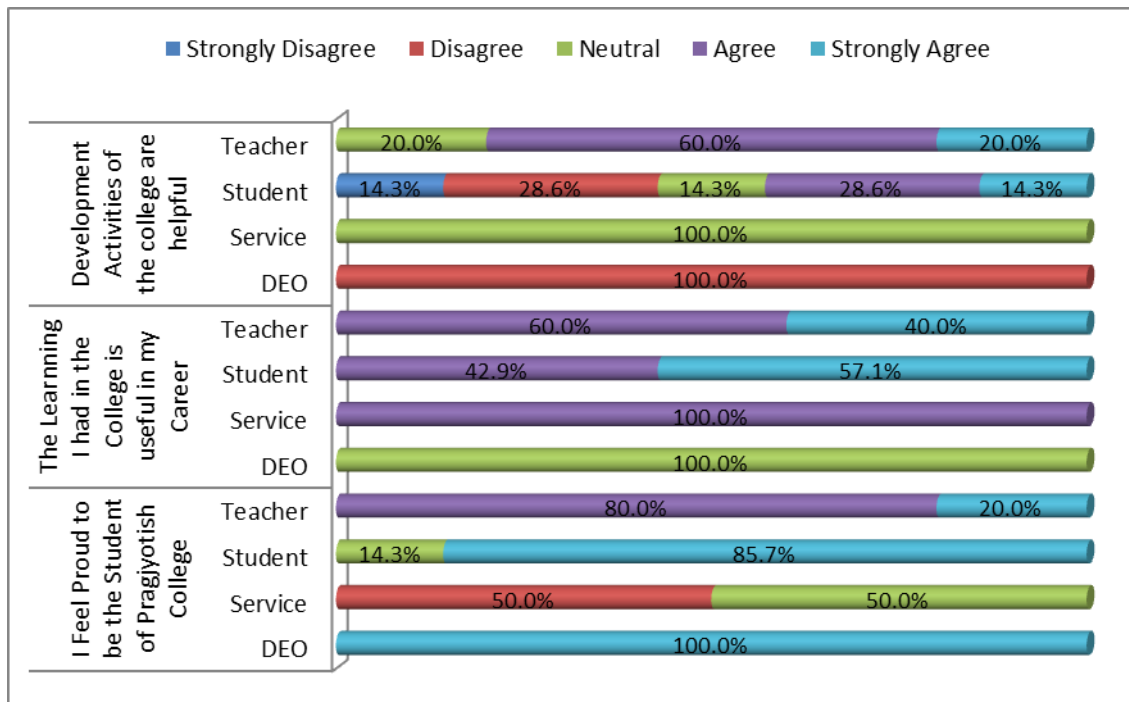
<b>March 2012</b>	1 – 3	Thu – Sat	Classes	3 days		H.S. (1 <sup>st</sup> Year) exams to start after the completion of H.S. (Final) exams
	<b>4</b>	<b>Sun</b>			<b>1 day</b>	
	5 – 7	Mon – Wed	Classes	3 days		
	<b>8</b>	<b>Thu</b>	<b>Dol Yatra</b>		<b>1 day</b>	
	9 – 10	Fri – Sat	Classes	2 days		
	<b>11</b>	<b>Sun</b>			<b>1 day</b>	
	12 – 17	Mon – Sat	Classes	6 days		
	<b>18</b>	<b>Sun</b>			<b>1 day</b>	
19 – 24	Mon – Sat	Classes	6 days			
<b>25</b>	<b>Sun</b>			<b>1 day</b>		
26 - 31	Mon – Sat	Classes	6 days			
<b>April 2012</b>	<b>1</b>	<b>Sun</b>			<b>1 day</b>	Sessional Examinations to commence from 1 <sup>st</sup> week
	2 – 7	Mon – Sat	Classes	6 days		
	<b>8</b>	<b>Sun</b>			<b>1 day</b>	
	9 – 12	Mon – Thu	Classes	4 days		
	<b>13 – 16</b>	<b>Fri – Mon</b>	<b>Bohag Bihu</b>		<b>4 days</b>	
	17 -21	Tue – Sat	Classes	5 days		
	<b>22</b>	<b>Sun</b>			<b>1 day</b>	
23 – 28	Mon – Sat	Classes	6 days			
<b>29</b>	<b>Sun</b>			<b>1 day</b>		
30	Mon	Classes	1 day			
<b>May 2012</b>	<b>1</b>	<b>Tue</b>	<b>May Day</b>		<b>1 day</b>	TDC Term-end exams to commence
	2 – 5	Wed – Sat	Classes	4 days		
	<b>6</b>	<b>Sun</b>			<b>1 day</b>	
	7 – 12	Mon – Sat	Classes	6 days		
	<b>13</b>	<b>Sun</b>			<b>1 day</b>	
	14 -16	Mon – Wed	Classes	3 days		
	<b>17</b>	<b>Thu</b>	<b>Buddha Purnima</b>		<b>1 day</b>	
	18 – 19	Fri – Sat	Classes	2 days		
	<b>20</b>	<b>Sun</b>			<b>1 day</b>	
21 – 26	Mon – Sat	Classes	6 days			
<b>27</b>	<b>Sun</b>			<b>1 day</b>		
28 – 31	Mon – Thu	Classes	4 days			
<b>June 2012</b>	1 – 2	Fri – Sat	Classes	2 days		
	<b>3</b>	<b>Sun</b>			<b>1 day</b>	
	4 – 9	Mon – Sat	Classes	6 days		
	<b>10</b>	<b>Sun</b>			<b>1 day</b>	
	11 – 16	Mon – Sat	Classes	6 days		
	<b>17</b>	<b>Sun</b>			<b>1 day</b>	
	18 – 23	Mon – Sat	Classes	6 days		
<b>24</b>	<b>Sun</b>			<b>1 day</b>		
25 - 30	Mon – Sat	Classes	6 days			

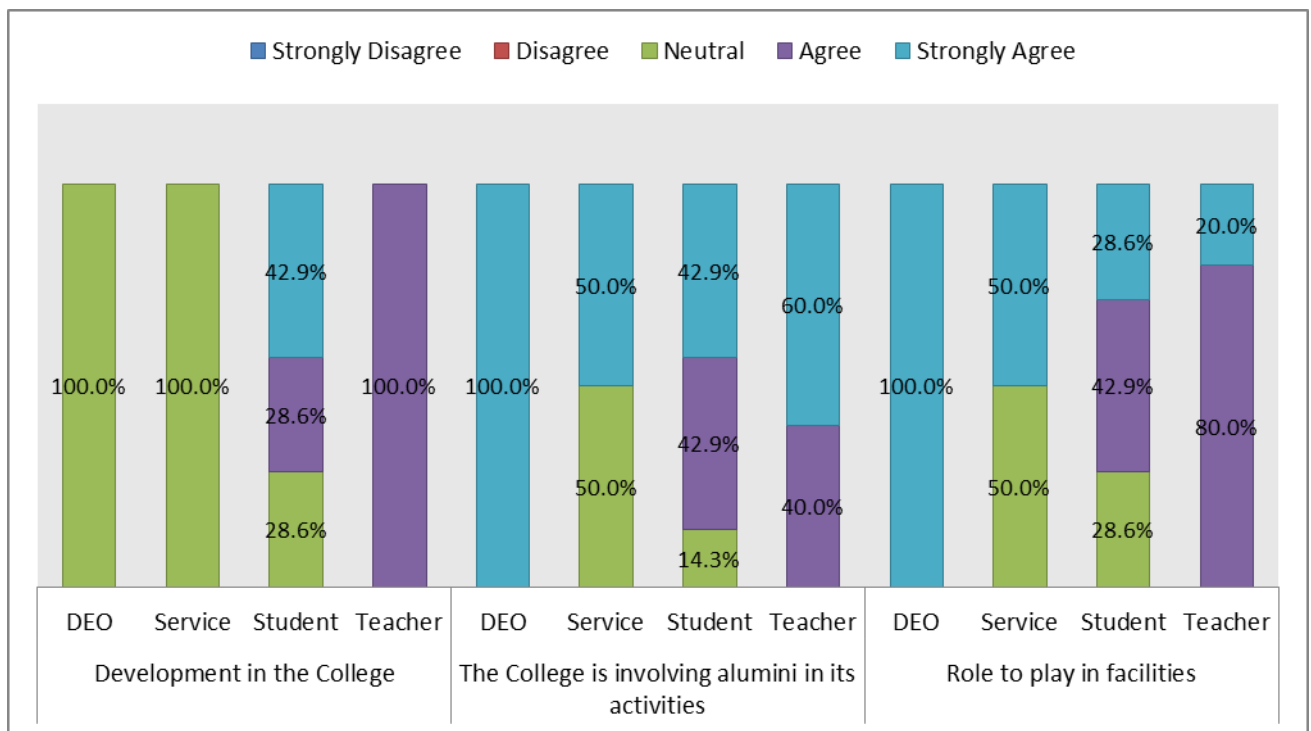
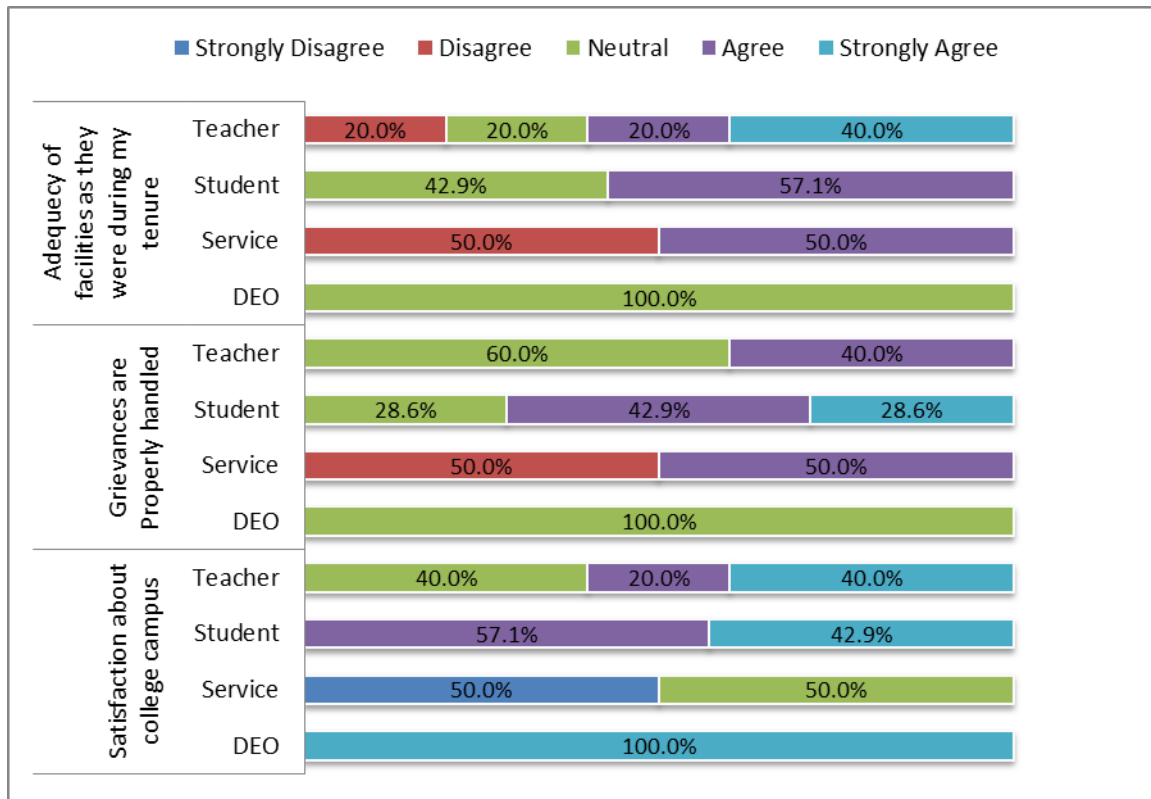
## ANNEXURE-II

### ALUMNI FEEDBACK ANALYSES (2011-2012)

		Strongly Disagree	Disagree	Neutral	Agree	Strongly Agree	Total
<b>I Feel Proud to be the Students</b>	DEO	0	0	0	0	1	1
		0.0%	0.0%	0.0%	0.0%	100.0%	100.0%
	Service	0	1	1	0	0	2
		0.0%	50.0%	50.0%	0.0%	0.0%	100.0%
	Student	0	0	1	0	6	7
		0.0%	0.0%	14.3%	0.0%	85.7%	100.0%
Teacher	0	0	0	4	1	5	
	0.0%	0.0%	0.0%	80.0%	20.0%	100.0%	
<b>The Learning I had in the College is useful in my Career</b>	DEO	0	0	1	0	0	1
		0.0%	0.0%	100.0%	0.0%	0.0%	100.0%
	Service	0	0	0	2	0	2
		0.0%	0.0%	0.0%	100.0%	0.0%	100.0%
	Student	0	0	0	3	4	7
		0.0%	0.0%	0.0%	42.9%	57.1%	100.0%
Teacher	0	0	0	3	2	5	
	0.0%	0.0%	0.0%	60.0%	40.0%	100.0%	
<b>Development Activity</b>	DEO	0	1	0	0	0	1
		0.0%	100.0%	0.0%	0.0%	0.0%	100.0%
	Service	0	0	2	0	0	2
		0.0%	0.0%	100.0%	0.0%	0.0%	100.0%
	Student	1	2	1	2	1	7
		14.3%	28.6%	14.3%	28.6%	14.3%	100.0%
Teacher	0	0	1	3	1	5	
	0.0%	0.0%	20.0%	60.0%	20.0%	100.0%	
<b>Satisfaction</b>	DEO	0	0	0	0	1	1
		0.0%	0.0%	0.0%	0.0%	100.0%	100.0%
	Service	1	0	1	0	0	2
		50.0%	0.0%	50.0%	0.0%	0.0%	100.0%
	Student	0	0	0	4	3	7
		0.0%	0.0%	0.0%	57.1%	42.9%	100.0%
Teacher	0	0	2	1	2	5	
	0.0%	0.0%	40.0%	20.0%	40.0%	100.0%	
<b>Grievances</b>	DEO	0	0	1	0	0	1
		0.0%	0.0%	100.0%	0.0%	0.0%	100.0%
	Service	0	1	0	1	0	2
		0.0%	50.0%	0.0%	50.0%	0.0%	100.0%
	Student	0	0	2	3	2	7
		0.0%	0.0%	28.6%	42.9%	28.6%	100.0%
Teacher	0	0	3	2	0	5	
	0.0%	0.0%	60.0%	40.0%	0.0%	100.0%	
<b>Adequacy of facilities as they were during my tenure</b>	DEO	0	0	1	0	0	1
		0.0%	0.0%	100.0%	0.0%	0.0%	100.0%
	Service	0	1	0	1	0	2
		0.0%	50.0%	0.0%	50.0%	0.0%	100.0%
	Student	0	0	3	4	0	7
		0.0%	0.0%	42.9%	57.1%	0.0%	100.0%
Teacher	0	1	1	1	2	5	
	0.0%	20.0%	20.0%	20.0%	40.0%	100.0%	
<b>Development in the College</b>	DEO	0	0	1	0	0	1
		0.0%	0.0%	100.0%	0.0%	0.0%	100.0%

	Service	0	0	2	0	0	2
		0.0%	0.0%	100.0%	0.0%	0.0%	100.0%
	Student	0	0	2	2	3	7
		0.0%	0.0%	28.6%	28.6%	42.9%	100.0%
	Teacher	0	0	0	5	0	5
		0.0%	0.0%	0.0%	100.0%	0.0%	100.0%
<b>The College in involving alumni in its activities</b>	DEO	0	0	0	0	1	1
		0.0%	0.0%	0.0%	0.0%	100.0%	100.0%
	Service	0	0	1	0	1	2
		0.0%	0.0%	50.0%	0.0%	50.0%	100.0%
	Student	0	0	1	3	3	7
		0.0%	0.0%	14.3%	42.9%	42.9%	100.0%
Teacher	0	0	0	2	3	5	
	0.0%	0.0%	0.0%	40.0%	60.0%	100.0%	
<b>Role to play in facilities</b>	DEO	0	0	0	0	1	1
		0.0%	0.0%	0.0%	0.0%	100.0%	100.0%
	Service	0	0	1	0	1	2
		0.0%	0.0%	50.0%	0.0%	50.0%	100.0%
	Student	0	0	2	3	2	7
		0.0%	0.0%	28.6%	42.9%	28.6%	100.0%
Teacher	0	0	0	4	1	5	
	0.0%	0.0%	0.0%	80.0%	20.0%	100.0%	





**A. I Feel Proud to be the Student of Pragjyotish College:**

- Among DEO's, about **100% strongly agree** that 'I Feel Proud to be the Student of Pragjyotish college' and remaining are negligible.
- **50%** of Services have **disagreed** as well as remain **neutral** towards the same condition.
- The percentages of Students who are **neutral** and **strongly agree** to this condition are **14.3%** and **85.7%** respectively
- Again, among Teachers, about **20% strongly agrees** and **80% agrees** to the above condition.

**B. The Learning I had in the College is useful in my Career:**

- Among DEO's, all are **neutral** to the condition that 'The Learning I had in the College is useful in my Career' and remaining are negligible.
- **100%** of Services are also **agrees** to the same condition.
- About **42.9%** and **57.1%** of Student have **agreed** and **strongly agreed** to the above condition.
- Again, among Teachers, about **60.0%** have **agrees** and **40.0% strongly agrees** to the condition.

**C. Development Activities Organized by the College for My Overall Development are Helpful:**

- Among DEO's, about **100% disagree** to the above condition and remaining are negligible.
- **100%** of Services remained **neutral** towards the same condition.
- About **14.3%** of Students have **strongly disagreed, neutral** and **strongly agreed** to this condition. Also **28.6%** of them have **disagreed** as well as **agreed** to the same condition.
- Again, among Teachers, about **20.0%** are **neutral, 60.0% agrees** and **20.0% strongly agrees** to the above condition

**D. Satisfaction about the College Campus Environment:**

- Among DEO's, all are **strongly agree** that "Satisfaction about the College Campus Environment" and remaining are negligible.
- **50%** of Services are both **neutral** and **strongly disagree** to the same condition.

- The percentages of **Students** who are **agree** and **strongly agree** to this condition are **57.1%** and **42.9%** respectively
- Again, among **Teachers**, about **40.0%** are both **neutral** and **strongly agree** and **20.0%** of them **agree** to the above condition.

**E. Grievances are Properly Handled at the College:**

- Among **DEO's**, about **100%** are **neutral** that 'Grievances are properly handled at the college' and remaining are negligible.
- **50%** of **Services** are both **disagree** and **agree** to the same condition.
- The percentages of **Students** who are **neutral**, **agree** and **disagree** to this condition are **28.6%**, **42.9%** and **28.6%** respectively.
- Again, among **Teachers**, about **60.0%** are **neutral** and **40.0%** **agrees** to the condition.

**F. Adequacy of Facilities as they were during my tenure as a Student at the College:**

- Among **DEO's**, all are **neutral** to the given condition and remaining are negligible.
- **50%** of **Services** are both **disagree** and **agree** to the given condition and remaining is negligible.
- The percentages of **Students** who are **neutral** and **agree** to this condition are **42.9%**, and **57.1%** respectively.
- Again, among **Teachers**, about **20%** **disagree**, **neutral** and **agree** to the above condition and **40.0%** of them **strongly agrees** to the condition.

**G. Development in the College in recent years are Appreciative:**

- Among **DEO's**, about **100%** remain **neutral** that 'Development in the College in recent years are appreciative' and remaining are negligible.
- **100%** of **Services** are **neutral** to the above condition.
- The percentages of **Students** who are **neutral**, **agree** and **strongly agree** to this condition are **28.6%**, **28.6%** and **42.9%** respectively
- Again, among **Teachers**, all of them, that is **100%** **agrees** to the given condition.

**H. The College is involving Alumni in its Activities:**

- Among **DEO's**, about **100%** **strongly agree** that 'The College is involving alumni in its activities' and remaining are negligible.

- **50%** of **Services** are both **neutral** and **strongly agree** to the above condition and remaining is negligible.
- About **14.3%** of **Students** are **neutral** and **42.9%** are equally **agree** and **strongly agree** to this condition.
- **40%** and **60%** of **Teachers** are respectively **agrees** and **strongly agrees** to the same condition.

#### **I. The Alumni have a Role to Play in Financial Strengthening of the College:**

- All **DEO's** **strongly agree** to the condition that 'the alumni have a role to play in financially strengthening of the college' and remaining are negligible.
- **50%** of **Services** are both **neutral** and **strongly agree** to the same condition.
- The percentages of **Students** who are both **neutral** and **strongly agree** are **28.6%** and **42.9%** have **agreed** to this condition are **66.7%** and **33.3 %** respectively.
- Again, among **Teachers**, about **80.0%** are **agreed** and **20.0%** are **strongly agrees** to the condition.

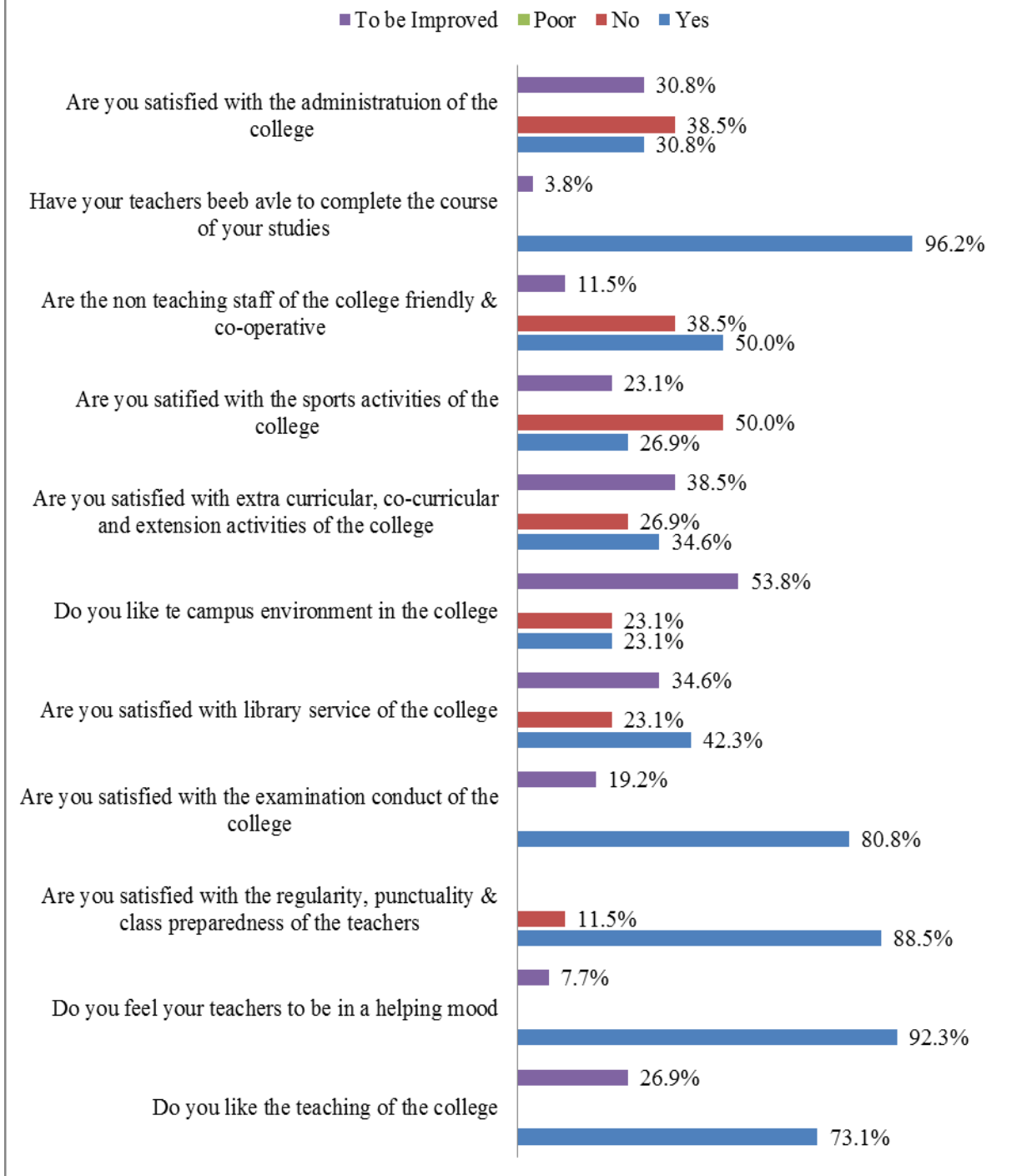
**CONCLUSION:** Of all the above conditions, the maximum percentage of **ALUMINI** in our College have agreed and strongly agreed only for the conditions **I Feel Proud to be a student of Pragjyotish college, The Learning I had in the College is useful in my Career and Satisfaction about the College Campus Environment.**



## STUDENTS' FEEDBACK ANALYSES (2011-2012)

2011-12	Yes	No	Poor	To be Improved	Total
Do you like the teaching of the college	19	0	0	7	26
	73.1%	0.0%	0.0%	26.9%	100.0%
Do you feel your teachers to be in a helping mood	24	0	0	2	26
	92.3%	0.0%	0.0%	7.7%	100.0%
Are you satisfied with the regularity, punctuality & class preparedness of the teachers	23	3	0	0	26
	88.5%	11.5%	0.0%	0.0%	100.0%
Are you satisfied with the examination conduct of the college	21	0	0	5	26
	80.8%	0.0%	0.0%	19.2%	100.0%
Are you satisfied with library service of the college	11	6	0	9	26
	42.3%	23.1%	0.0%	34.6%	100.0%
Do you like to campus environment in the college	6	6	0	14	26
	23.1%	23.1%	0.0%	53.8%	100.0%
Are you satisfied with extracurricular, co-curricular and extension activities of the college	9	7	0	10	26
	34.6%	26.9%	0.0%	38.5%	100.0%
Are you satisfied with the sports activities of the college	7	13	0	6	26
	26.9%	50.0%	0.0%	23.1%	100.0%
Are the non teaching staff of the college friendly & co-operative	13	10	0	3	26
	50.0%	38.5%	0.0%	11.5%	100.0%
Have your teachers been able to complete the course of your studies	25	0	0	1	26
	96.2%	0.0%	0.0%	3.8%	100.0%
Are you satisfied with the administration of the college	8	10	0	8	26
	30.8%	38.5%	0.0%	30.8%	100.0%

## year 2011-12



The above table and diagram are accomplished with the following literal elaboration of the corresponding. As already mentioned in both table and diagram, students were asked some questions about different aspects of the college and their corresponding four ratings presented in terms of yes , no , poor and to be improved for each question provided by the students are taken into account. The questions encompass with their respective answers recorded are cited below-

- **Do you like the teaching of the college?**
  - 73.1% say yes
  - 26.9% claim to be improved.
- **Do you feel your teachers to be in a helping mood?**
  - 92.3% say yes.
  - 7.7% state to be improved.
- **Are you satisfied with the regularity, punctuality & class preparedness of the teachers?**
  - 88.5% say yes.
  - 11.5% deny it.
- **Are you satisfied with examination conduct of the college?**
  - 80.8% say yes.
  - 19.2% say to be improved.
- **Are satisfied with the library service of the college?**
  - 42.3% say yes.
  - 23.1% say no.
  - 34.6% affirm to be improved.
- **Do you like to campus environment in the college?**
  - 23.1% say yes.
  - 23.1% claim no.
  - 53.8% say to be improved.
- **Are you satisfied with extracurricular, co-curricular and extension activities of the college?**
  - 34.6% say yes.
  - 26.9% say no.
  - 38.5% claim to be improved.
- **Are you satisfied with the sports activities of the college?**
  - 26.9% say yes.
  - 50.0% deny it.
  - 23.1% claim to be improved
- **Are the non teaching staffs of the college friendly and co-operative?**
  - 50.0% say yes.
  - 38.5% say no.
  - 11.5% claim to be improved.
- **Have your teachers been able to complete the course of your studies?**
  - 96.2% say yes.
  - 3.8% say no.
- **Are you satisfied with the administration of the college?**
  - 30.8% say yes.
  - 38.5% claim no
  - 30.8% say to be improved.

**CONCLUSION:** Amongst all the conditions, only for the condition “Have your Teachers been able to complete the course of your studies “ the students of TDC course gave “YES” with a maximum of 96.2%.

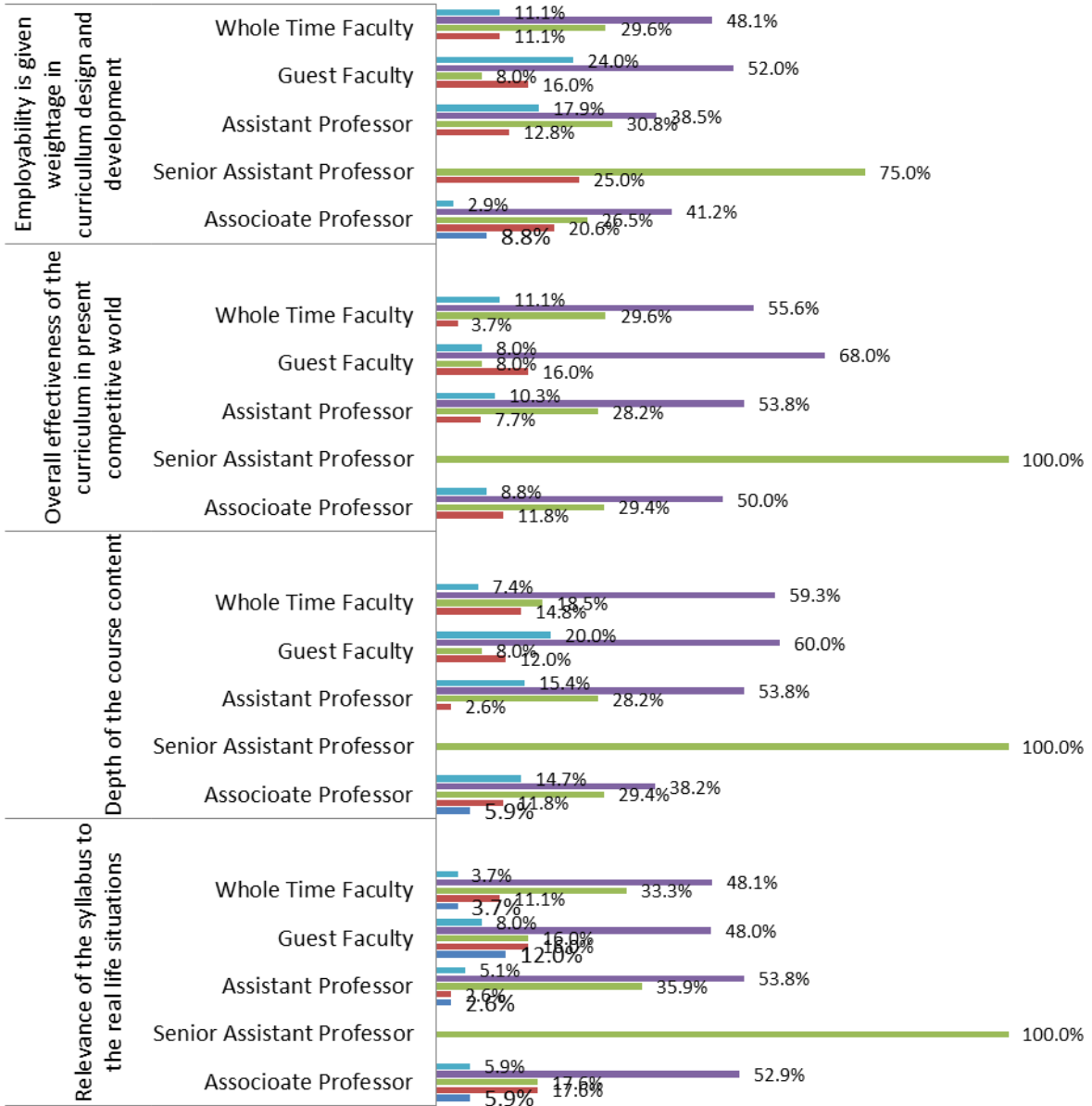
## FACULTY FEEDBACK ANALYSES (2011-12)

### Table1.Curricular Aspects

Curricular Aspect		Strongly Disagree	Disagree	Neutral	Agree	Strongly Agree	Total
<b>Relevance of the syllabus to the real life situations</b>	Associate Professor	2 6%	6 18%	6 18%	18 53%	2 6%	34 100%
	Senior Assistant Professor	0 0%	0 0%	4 100%	0 0%	0 0%	4 100%
	Assistant Professor	1 3%	1 3%	14 36%	21 54%	2 5%	39 100%
	Guest Faculty	3 12%	4 16%	4 16%	12 48%	2 8%	25 100%
	Whole Time Faculty	1 4%	3 11%	9 33%	13 48%	1 4%	27 100%
	Associate Professor	2 6%	4 12%	10 29%	13 38%	5 15%	34 100%
	Senior Assistant Professor	0 0%	0 0%	4 100%	0 0%	0 0%	4 100%
<b>Depth of the course content</b>	Assistant Professor	0 0%	1 3%	11 28%	21 54%	6 15%	39 100%
	Guest Faculty	0 0%	3 12%	2 8%	15 60%	5 20%	25 100%
	Whole Time Faculty	0 0%	4 15%	5 19%	16 59%	2 7%	27 100%
	Associate Professor	0 0%	4 12%	10 29%	17 50%	3 9%	34 100%
	Senior Assistant Professor	0 0%	0 0%	4 100%	0 0%	0 0%	4 100%
	Assistant Professor	0 0%	3 8%	11 28%	21 54%	4 10%	39 100%
	Guest Faculty	0 0%	4 16%	2 8%	17 68%	2 8%	25 100%
<b>Overall effectiveness of the curriculum in present competitive world</b>	Whole Time Faculty	0 0%	1 4%	8 30%	15 56%	3 11%	27 100%
	Associate Professor	3 9%	7 21%	9 26%	14 41%	1 3%	34 100%
	Senior Assistant Professor	0 0%	1 25%	3 75%	0 0%	0 0%	4 100%
	Assistant Professor	0 0%	5 13%	12 31%	15 38%	7 18%	39 100%
	Guest Faculty	0 0%	4 16%	2 8%	13 52%	6 24%	25 100%
	Whole Time Faculty	0 0%	3 11%	8 30%	13 48%	3 11%	27 100%
	Associate Professor	3 9%	7 21%	9 26%	14 41%	1 3%	34 100%
<b>Employability is given weightage in curriculum design and development</b>	Senior Assistant Professor	0 0%	1 25%	3 75%	0 0%	0 0%	4 100%
	Assistant Professor	0 0%	5 13%	12 31%	15 38%	7 18%	39 100%
	Guest Faculty	0 0%	4 16%	2 8%	13 52%	6 24%	25 100%
	Whole Time Faculty	0 0%	3 11%	8 30%	13 48%	3 11%	27 100%
	Associate Professor	3 9%	7 21%	9 26%	14 41%	1 3%	34 100%
	Senior Assistant Professor	0 0%	1 25%	3 75%	0 0%	0 0%	4 100%
	Assistant Professor	0 0%	5 13%	12 31%	15 38%	7 18%	39 100%

## Curricular Aspect

■ Strongly Agree   
 ■ Agree   
 ■ Neutral   
 ■ Disagree   
 ■ Strongly Disagree



## A. CURRICULAR ASPECTS:

### ➤ Condition 1: Relevance of the syllabus to the real life situations

- **Associate Professor:**
  1. **53% agree** the condition.
  2. **18% mark it as neutral.**
  3. Other **18% disagree** with the condition. Remaining percentages are not significant.
- **Senior Assistant Professor:**
  1. All the senior assistant professor i.e. **100%** Considers the above mentioned condition as **neutral.**
- **Assistant Professor:**
  1. **36% neutral** with the condition.
  2. **54% agrees** it and remaining percentages are not significant.
- **Guest Faculty:**
  1. **48% agrees** the condition
  2. **16%** regards as neutral.
  3. Other **16% disagree** with the condition and **12% strongly disagree.** Remaining percentages are not significant.
- **Whole time faculty:**
  1. **48% agree** with the condition.
  2. **33%** marks the condition as **neutral**
  3. **11% disagree** with the condition. Remaining percentages are insignificant.

### ➤ Condition 2: Depth of the course content

- **Associate Professor:**
  1. **38% agree** the condition.
  2. **29%** mark it as **neutral.**
  3. **15% strongly agree** with the condition.
  4. **12% disagree** with the condition. Remaining percentages are not significant.
- **Senior Assistant Professor:**
  1. All the senior assistant professor i.e. **100%** Considers the above mentioned condition as **neutral.**
- **Assistant Professor:**
  1. **54% agrees** the condition
  2. **28%** regards as neutral.
  3. **15% strongly agrees with.** Remaining percentages are not significant.
- **Guest Faculty:**
  1. **60% agrees** the condition
  2. **20% strongly agrees with**
  3. **12% disagrees with.** Remaining percentages are not significant.
- **Whole time faculty:**
  1. **59% agree** with the condition.
  2. **19%** marks the condition as **neutral**
  3. **15% disagree** with the condition. Remaining percentages are insignificant.

- **Condition 3: Overall effectiveness of the curriculum in present competitive world**
  - **Associate Professor:**
    1. **50% agree** the condition.
    2. **29% mark it as neutral.**
    3. **12% disagree** with the condition. Remaining percentages are negligible.
  - **Senior Assistant Professor:**
    1. According to all the **senior assistant professor** i.e. **100%** considers the above mentioned condition as **neutral**.
  - **Assistant Professor:**
    1. **54% strongly agrees** with the condition.
    2. **28%** regards the condition as **neutral**. Remaining percentages are not significant.
  - **Guest Faculty:**
    1. **68% agrees** the condition
    2. Other **16% disagree** with the condition. Whereas remaining percentages are insignificant.
  - **Whole time faculty:**
    1. **56% agree** with the condition.
    2. **30%** marks the condition as **neutral**.
- **Condition 4: Employability is given weightage in curriculum design and development**
  - **Associate Professor:**
    1. **41% agree** the condition.
    2. **26% mark it as neutral.**
    3. **21% disagree** with the condition. Remaining percentages are not significant.
  - **Senior Assistant Professor:**
    1. **75% mark it as neutral.**
    2. **25% disagree** with the condition.
  - **Assistant Professor:**
    1. **38% agrees** with the condition.
    2. **31%** regards the condition as **neutral**.
    3. **18% strongly agrees** with the condition.
    4. **13% disagrees** with the condition.
  - **Guest Faculty:**
    1. **52% agrees** the condition
    2. **24% strongly agrees** with
    3. Other **16% disagree** with the condition. Whereas remaining percentages are insignificant.
  - **Whole time faculty:**
    1. **48% agrees** with the condition.
    2. **30%** considers it as **neutral**
    3. **11% strongly agree** with the condition.

Whereas the other **11% disagrees** with the condition.

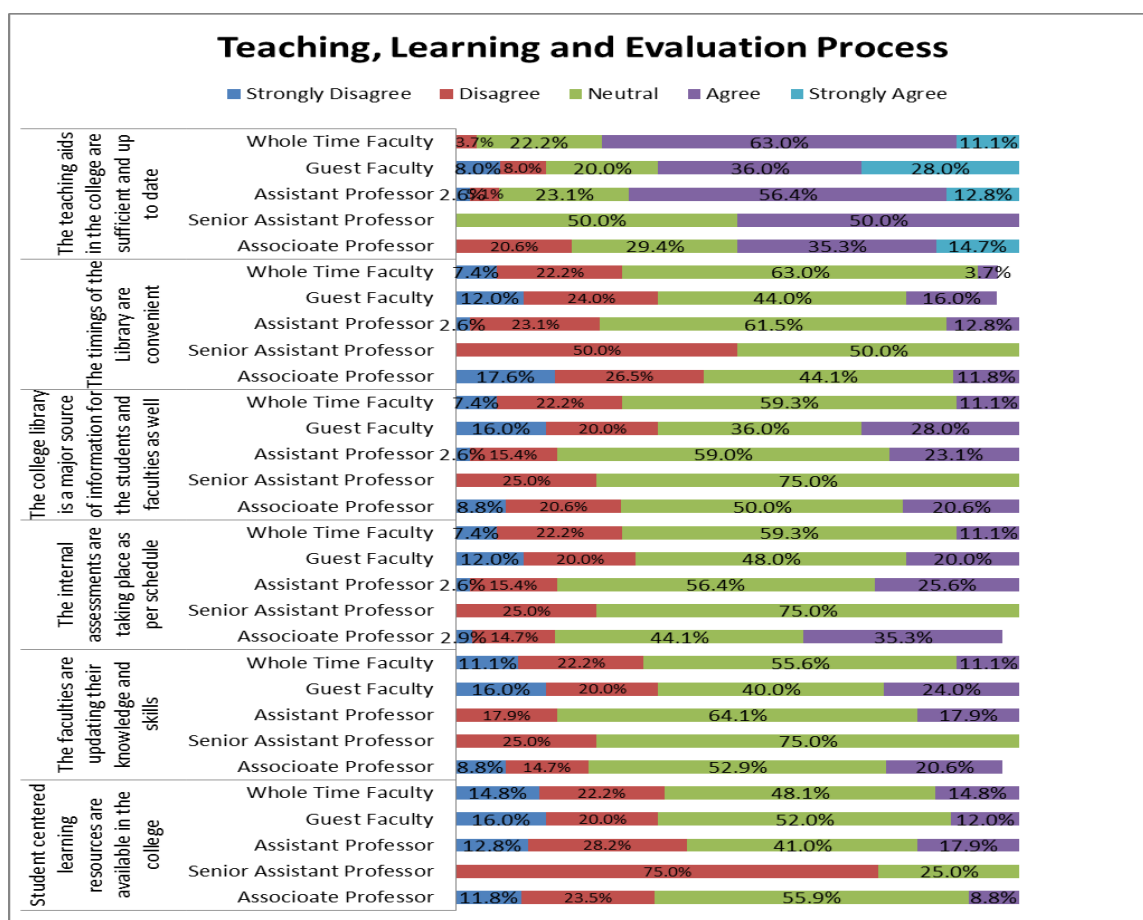
**Table 2. Teaching, Learning and Evaluation Process**

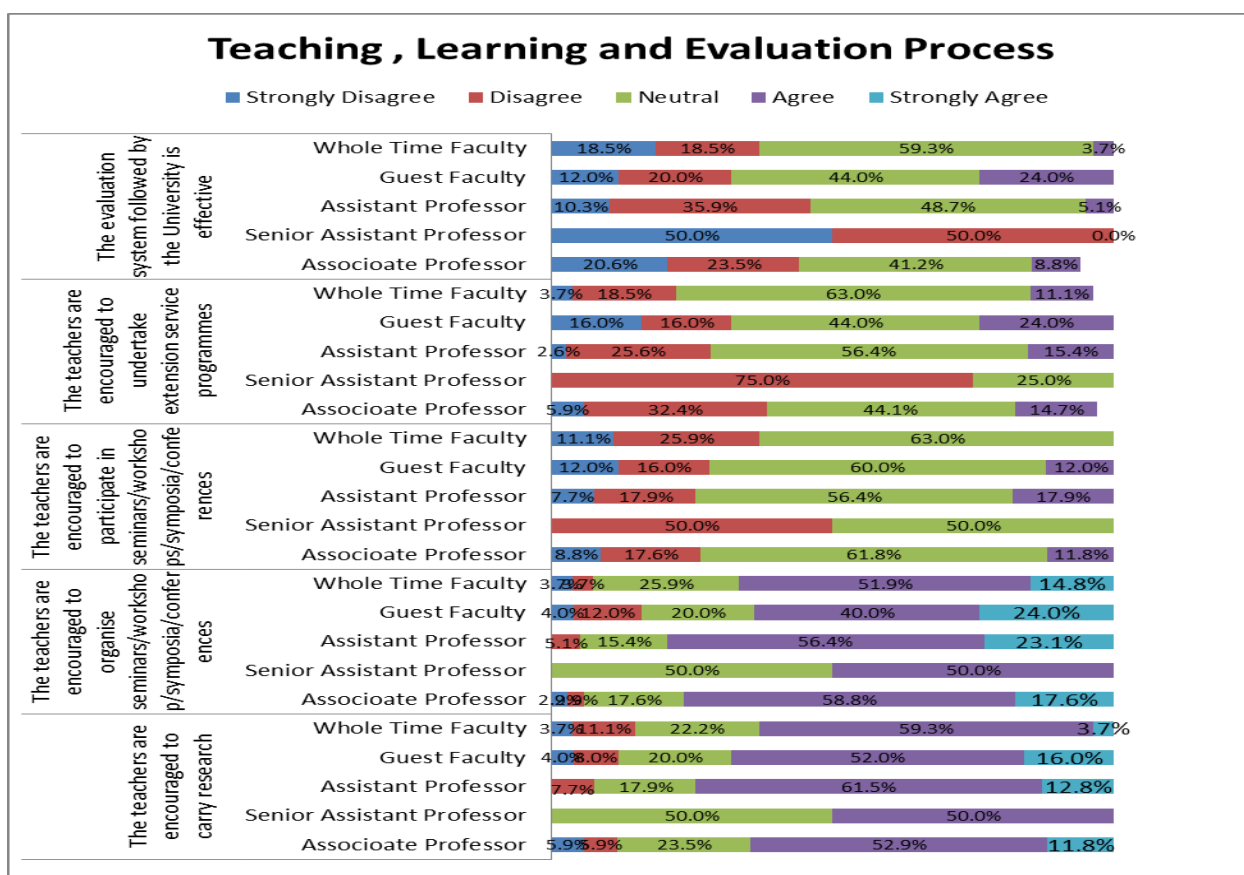
		Strongly Disagree	Disagree	Neutral	Agree	Strongly Agree	Total
<b>Student centered learning resources are available in the college</b>	Associate Professor	0	4	8	19	3	34
		0%	12%	24%	56%	9%	100%
	Senior Assistant Professor	0	0	3	1	0	4
		0%	0%	75%	25%	0%	100%
	Assistant Professor	0	5	11	16	7	39
		0%	13%	28%	41%	18%	100%
Guest Faculty	0	4	5	13	3	25	
	0%	16%	20%	52%	12%	100%	
Whole Time Faculty	0	4	6	13	4	27	
	0%	15%	22%	48%	15%	100%	
<b>The faculties are updating their knowledge and skills</b>	Associate Professor	1	3	5	18	7	34
		3%	9%	15%	53%	21%	100%
	Senior Assistant Professor	0	0	1	3	0	4
		0%	0%	25%	75%	0%	100%
	Assistant Professor	0	0	7	25	7	39
		0%	0%	18%	64%	18%	100%
Guest Faculty	0	4	5	10	6	25	
	0%	16%	20%	40%	24%	100%	
Whole Time Faculty	0	3	6	15	3	27	
	0%	11%	22%	56%	11%	100%	
<b>The internal assessments are taking place as per schedule</b>	Associate Professor	1	1	5	15	12	34
		3%	3%	15%	44%	35%	100%
	Senior Assistant Professor	0	0	1	3	0	4
		0%	0%	25%	75%	0%	100%
	Assistant Professor	0	1	6	22	10	39
		0%	3%	15%	56%	26%	100%
Guest Faculty	0	3	5	12	5	25	
	0%	12%	20%	48%	20%	100%	
Whole Time Faculty	0	2	6	16	3	27	
	0%	7%	22%	59%	11%	100%	
<b>The college library is a major source of information for the students and faculties as well</b>	Associate Professor	0	3	7	17	7	34
		0%	9%	21%	50%	21%	100%
	Senior Assistant Professor	0	0	1	3	0	4
		0%	0%	25%	75%	0%	100%
	Assistant Professor	0	1	6	23	9	39
		0%	3%	15%	59%	23%	100%
Guest Faculty	0	4	5	9	7	25	
	0%	16%	20%	36%	28%	100%	
Whole Time Faculty	0	2	6	16	3	27	
	0%	7%	22%	59%	11%	100%	
<b>The timings of the Library are convenient</b>	Associate Professor	0	6	9	15	4	34
		0%	18%	26%	44%	12%	100%
	Senior Assistant Professor	0	0	2	2	0	4
		0%	0%	50%	50%	0%	100%
Assistant Professor	0	1	9	24	5	39	
	0%	3%	23%	62%	13%	100%	



	Guest Faculty	1	3	6	11	4	25
		4%	12%	24%	44%	16%	100%
	Whole Time Faculty	1	2	6	17	1	27
		4%	7%	22%	63%	4%	100%
<b>The teaching aids in the college are sufficient and up to date</b>	Associate Professor	0	7	10	12	5	34
		0%	21%	29%	35%	15%	100%
	Senior Assistant Professor	0	0	2	2	0	4
		0%	0%	50%	50%	0%	100%
	Assistant Professor	1	2	9	22	5	39
		3%	5%	23%	56%	13%	100%
Guest Faculty	2	2	5	9	7	25	
	8%	8%	20%	36%	28%	100%	
Whole Time Faculty	0	1	6	17	3	27	
	0%	4%	22%	63%	11%	100%	
<b>The teachers are encouraged to carry research</b>	Associate Professor	2	2	8	18	4	34
		6%	6%	24%	53%	12%	100%
	Senior Assistant Professor	0	0	2	2	0	4
		0%	0%	50%	50%	0%	100%
	Assistant Professor	0	3	7	24	5	39
		0%	8%	18%	62%	13%	100%
Guest Faculty	1	2	5	13	4	25	
	4%	8%	20%	52%	16%	100%	
Whole Time Faculty	1	3	6	16	1	27	
	4%	11%	22%	59%	4%	100%	
<b>The teachers are encouraged to organize seminars/workshop/symposia/conferences</b>	Associate Professor	1	1	6	20	6	34
		3%	3%	18%	59%	18%	100%
	Senior Assistant Professor	0	0	2	2	0	4
		0%	0%	50%	50%	0%	100%
	Assistant Professor	0	2	6	22	9	39
		0%	5%	15%	56%	23%	100%
Guest Faculty	1	3	5	10	6	25	
	4%	12%	20%	40%	24%	100%	
Whole Time Faculty	1	1	7	14	4	27	
	4%	4%	26%	52%	15%	100%	
<b>The teachers are encouraged to participate seminars/workshops/symposia/conferences</b>	Associate Professor	0	3	6	21	4	34
		0%	9%	18%	62%	12%	100%
	Senior Assistant Professor	0	0	2	2	0	4
		0%	0%	50%	50%	0%	100%
	Assistant Professor	0	3	7	22	7	39
		0%	8%	18%	56%	18%	100%
Guest Faculty	0	3	4	15	3	25	
	0%	12%	16%	60%	12%	100%	
Whole Time Faculty	0	3	7	17	0	27	
	0%	11%	26%	63%	0%	100%	
<b>The teachers are encouraged to undertake extension service programmers</b>	Associate Professor	1	2	11	15	5	34
		3%	6%	32%	44%	15%	100%
	Senior Assistant Professor	0	0	3	1	0	4
		0%	0%	75%	25%	0%	100%
Assistant Professor	0	1	10	22	6	39	
	0%	3%	26%	56%	15%	100%	

	Guest Faculty	0	4	4	11	6	25
		0%	16%	16%	44%	24%	100%
	Whole Time Faculty	1	1	5	17	3	27
		4%	4%	19%	63%	11%	100%
The evaluation system followed by the University is effective	Associate Professor	2	7	8	14	3	34
		6%	21%	24%	41%	9%	100%
	Senior Assistant Professor	0	2	2	0	0	4
		0%	50%	50%	0%	0%	100%
	Assistant Professor	0	4	14	19	2	39
		0%	10%	36%	49%	5%	100%
	Guest Faculty	0	3	5	11	6	25
		0%	12%	20%	44%	24%	100%
Whole Time Faculty	0	5	5	16	1	27	
	0%	19%	19%	59%	4%	100%	





## ➤ B. TEACHING, LEARNING AND EVALUATION PROCESS

### ➤ Condition 1: Student centered learning resources are available in the college

- **Associate Professor:**
  1. **56% agrees with** the condition.
  2. **24% marks it as neutral.**
  3. **12% disagree** with the condition. Remaining percentages are insignificant.
- **Senior Assistant Professor:**
  1. **75% mark it as neutral.**
  2. **25% disagree** with the condition.
- **Assistant Professor:**
  1. **41% agrees** with the condition.
  2. **28%** regards the condition as neutral.
  3. **18% strongly agrees** with the condition.
  4. **13% disagrees** with the condition.
- **Guest Faculty:**
  1. **52% agree** with the condition.
  2. **20%** marks the condition as **neutral**.
  3. **16% disagrees** with the condition
  4. **12% strongly agree** with the condition
- **Whole time faculty:**
  1. **48% agree** with the condition.
  2. **22%** marks the condition as **neutral**.
  3. **15% disagrees** with the condition
  4. Other **15% strongly agree** with the condition.

- **Condition 2: The faculties are updating their knowledge and skill**
  - **Associate Professor:**
    1. **53% agrees with** the condition.
    2. **21% strongly agrees** with.
    3. **15% marks** the condition as **neutral**. Remaining percentages are not significant.
  - **Senior Assistant Professor:**
    1. **75% agrees with** the condition.
    2. **25%** regards the condition as **neutral**.
  - **Assistant Professor:**
    1. **64% agree** with the condition.
    2. **18%** marks the condition as **neutral**.
    3. Other **18% disagrees** with the condition
  - **Guest Faculty:**
    1. **40% agree** with the condition.
    2. **24% strongly agree** with the condition.
    3. **16% disagrees** with the condition
    4. **20%** marks the condition as **neutral**.
  - **Whole time faculty:**
    1. **56% agree** with the condition.
    2. **22%** marks the condition as **neutral**.
    3. **11% disagrees** with the condition
    4. Other **11% strongly agree** with the condition.
- **Condition 3: The internal assessments are taking place as per schedule.**
  - **Associate Professor:**
    1. **44% agrees with** the condition.
    2. **35% strongly agrees** with the condition.
    3. **15% marks** the condition as neutral. Remaining percentages are insignificant.
  - **Senior Assistant Professor:**
    1. **75% agrees with** the condition.
    2. **25%** regards the condition as **neutral**.
  - **Assistant Professor:**
    1. **56% agree** with the condition.
    2. **26% strongly agrees** with.
    3. **15% marks** the condition as neutral. Remaining percentages are not significant.
  - **Guest Faculty:**
    1. **48% agree** with the condition.
    2. **20%** marks the condition as **neutral**.
    3. **12% disagrees** with the condition
    4. Remaining **20% strongly agrees** with the condition.
  - **Whole time faculty:**
    1. **59% agree** with the condition.
    2. **22%** marks the condition as **neutral**.
    3. **11% strongly agrees** with the condition. Remaining percentages are negligible.
- **Condition 4: The college library is a major source of information for the students and faculties as well.**
  - **Associate Professor:**
    1. **50% agrees with** the condition.
    2. **21% strongly agrees** with.

- 3. Other **21% marks** the condition as **neutral**. Remaining percentages are insignificant.
  - **Senior Assistant Professor:**
    - 1. **75% agrees with** the condition.
    - 2. **25%** regards the condition as **neutral**.
  - **Assistant Professor:**
    - 1. **59% agree** with the condition.
    - 2. **23% strongly agrees** with.
    - 3. **15% marks** the condition as **neutral**. Remaining percentages are not significant.
  - **Guest Faculty:**
    - 1. **36% agree** with the condition.
    - 2. **28% strongly agrees** with the condition
    - 3. **20%** marks the condition as **neutral**.
    - 4. **16% disagrees** with the condition
  - **Whole time faculty:**
    - 1. **59% agree** with the condition.
    - 2. **22%** marks the condition as **neutral**.
    - 3. **11% strongly agrees** with the condition. Remaining percentages are not significant.
- **Condition 5: The timings of the library are convenient.**
- **Associate Professor:**
    - 1. **44% agrees with** the condition.
    - 2. **26%** marks the condition as **neutral**
    - 3. **18% disagrees** with the condition
    - 4. **12% strongly agrees** with the condition.
  - **Senior Assistant Professor:**
    - 1. **50% agrees with** the condition.
    - 2. **50%** regards the condition as **neutral**.
  - **Assistant Professor:**
    - 1. **62% agree** with the condition.
    - 2. **13% strongly agrees** with.
    - 3. **23% marks** the condition as **neutral**. Remaining percentages are not significant.
  - **Guest Faculty:**
    - 1. **44% agree** with the condition.
    - 2. **24%** marks the condition as **neutral**.
    - 3. **16% strongly agree** with the condition.
    - 4. **12% disagrees** with the condition
  - **Whole time faculty:**
    - 1. **63% agree** with the condition.
    - 2. **22%** marks the condition as **neutral**. Remaining percentages are negligible.
- **Condition 6: The teaching aids in the college are sufficient and up to date.**
- **Associate Professor:**
    - 1. **35% agrees with** the condition.
    - 2. **29%** marks the condition as **neutral**
    - 3. **21% disagrees** with the condition
    - 4. **15% strongly agrees** with the condition.
  - **Senior Assistant Professor:**
    - 1. **50% agrees with** the condition.
    - 2. **50%** regards the condition as **neutral**.
  - **Assistant Professor:**
    - 1. **56% agree** with the condition.
    - 2. **13% strongly agrees** with.

- 3. **23% marks** the condition as **neutral**. Remaining percentages are not significant.
  - **Guest Faculty:**
    - 1. **36% agree** with the condition.
    - 2. **20%** marks the condition as **neutral**.
    - 3. **28% strongly agree** with the condition.
  - **Whole time faculty:**
    - 1. **63% agree** with the condition.
    - 2. **22%** marks the condition as **neutral**.
    - 3. **11% strongly agrees** with the condition. Remaining percentages are negligible.
- **Condition 7: The teachers are encouraged to carry research.**
- **Associate Professor:**
    - 1. **53% agrees with** the condition.
    - 2. **24%** marks the condition as **neutral**
    - 3. **12% strongly agrees** with the condition.
  - **Senior Assistant Professor:**
    - 1. **50% agrees with** the condition.
    - 2. **50%** regards the condition as **neutral**.
  - **Assistant Professor:**
    - 1. **62% agree** with the condition.
    - 2. **13% strongly agrees** with.
    - 3. **18% marks** the condition as **neutral**. Remaining percentages are not significant.
  - **Guest Faculty:**
    - 1. **52% agree** with the condition.
    - 2. **20%** marks the condition as **neutral**.
    - 3. **16% strongly agree** with the condition. Remaining percentages are not significant.
  - **Whole time faculty:**
    - 1. **59% agree** with the condition.
    - 2. **22%** marks the condition as **neutral**.
    - 3. **11% disagrees** with the condition. Remaining percentages are negligible.
- **Condition 8: The teachers are encouraged to organize seminars/workshop/symposia/conference.**
- **Associate Professor:**
    - 1. **59% agrees with** the condition.
    - 2. **18%** marks the condition as **neutral**
    - 3. **18% strongly agrees** with the condition. Remaining percentages are negligible.
  - **Senior Assistant Professor:**
    - 1. **50% agrees with** the condition.
    - 2. **50%** regards the condition as **neutral**.
  - **Assistant Professor:**
    - 1. **56% agree** with the condition.
    - 2. **23% strongly agrees** with.
    - 3. **15% marks** the condition as **neutral**. Remaining percentages are not significant.
  - **Guest Faculty:**
    - 1. **40% agree** with the condition.
    - 2. **20%** marks the condition as **neutral**.
    - 3. **24% strongly agree** with the condition.

- 4. **12% disagrees** with the condition
  - **Whole time faculty:**
    - 1. **52% agree** with the condition.
    - 2. **26%** marks the condition as **neutral**.
    - 3. **15% strongly agrees** with the condition.
    - Remaining percentages are negligible.
- **Condition 9: The teachers are encouraged to participate in seminars/workshop/symposia/conference.**
  - **Associate Professor:**
    - 1. **62% agrees with** the condition.
    - 2. **18%** marks the condition as **neutral**
    - 3. **12% strongly agrees** with the condition.
    - Remaining percentages are negligible.
  - **Senior Assistant Professor:**
    - 1. **50% agrees with** the condition.
    - 2. **50%** regards the condition as **neutral**.
  - **Assistant Professor:**
    - 1. **56% agree** with the condition.
    - 2. **18% strongly agrees** with.
    - 3. **18% marks** the condition as **neutral**. Remaining percentages are not significant.
  - **Guest Faculty:**
    - 1. **60% agree** with the condition.
    - 2. **16%** marks the condition as **neutral**.
    - 3. **12% strongly agree** with the condition.
    - 4. **12% disagrees** with the condition.
  - **Whole time faculty:**
    - 1. **63% agree** with the condition.
    - 2. **26%** marks the condition as **neutral**.
    - 3. **11% disagrees** with the condition.
- **Condition 10: The teachers are encouraged to undertake extension service programs.**
  - **Associate Professor:**
    - 1. **44% agrees with** the condition.
    - 2. **15% strongly agrees** with.
    - 3. **32% regards** the condition as **neutral**.
    - Remaining percentages are not significant.
  - **Senior Assistant Professor:**
    - 1. **25% agrees with** the condition.
    - 2. **75%** regards the condition as **neutral**.
  - **Assistant Professor:**
    - 1. **56% agree** with the condition.
    - 2. **26%** marks the condition as **neutral**.
    - 3. **15% strongly agree** with the condition
  - **Guest Faculty:**
    - 1. **44% agree** with the condition.
    - 2. **24% strongly agree** with the condition.
    - 3. **16% disagrees** with the condition
    - 4. **16%** marks the condition as **neutral**.
  - **Whole time faculty:**
    - 1. **63% agree** with the condition.
    - 2. **19%** marks the condition as **neutral**.
    - 3. **11% strongly agree** with the condition.
    - Remaining percentages are not significant.
- **Condition 11: The evaluation system followed by the university is effective.**

- **Associate Professor:**
  1. **41% agrees with** the condition.
  2. **21% disagrees** with.
  3. **24% marks** the condition as **neutral**. Remaining percentages are insignificant.
- **Senior Assistant Professor:**
  1. **50% disagrees with** the condition.
  2. **50%** regards the condition as **neutral**.
- **Assistant Professor:**
  1. **49% agrees** with the condition.
  2. **36% marks** the condition as **neutral**. Remaining percentages are not significant.
- **Guest Faculty:**
  1. **44% agree** with the condition.
  2. **24% strongly agrees** with the condition
  3. **20%** marks the condition as **neutral**.
  4. **12% disagrees** with the condition
- **Whole time faculty:**
  1. **59% agree** with the condition.
  2. **19%** marks the condition as **neutral**.
  3. **19% disagrees** with the condition. Remaining percentages are not significant

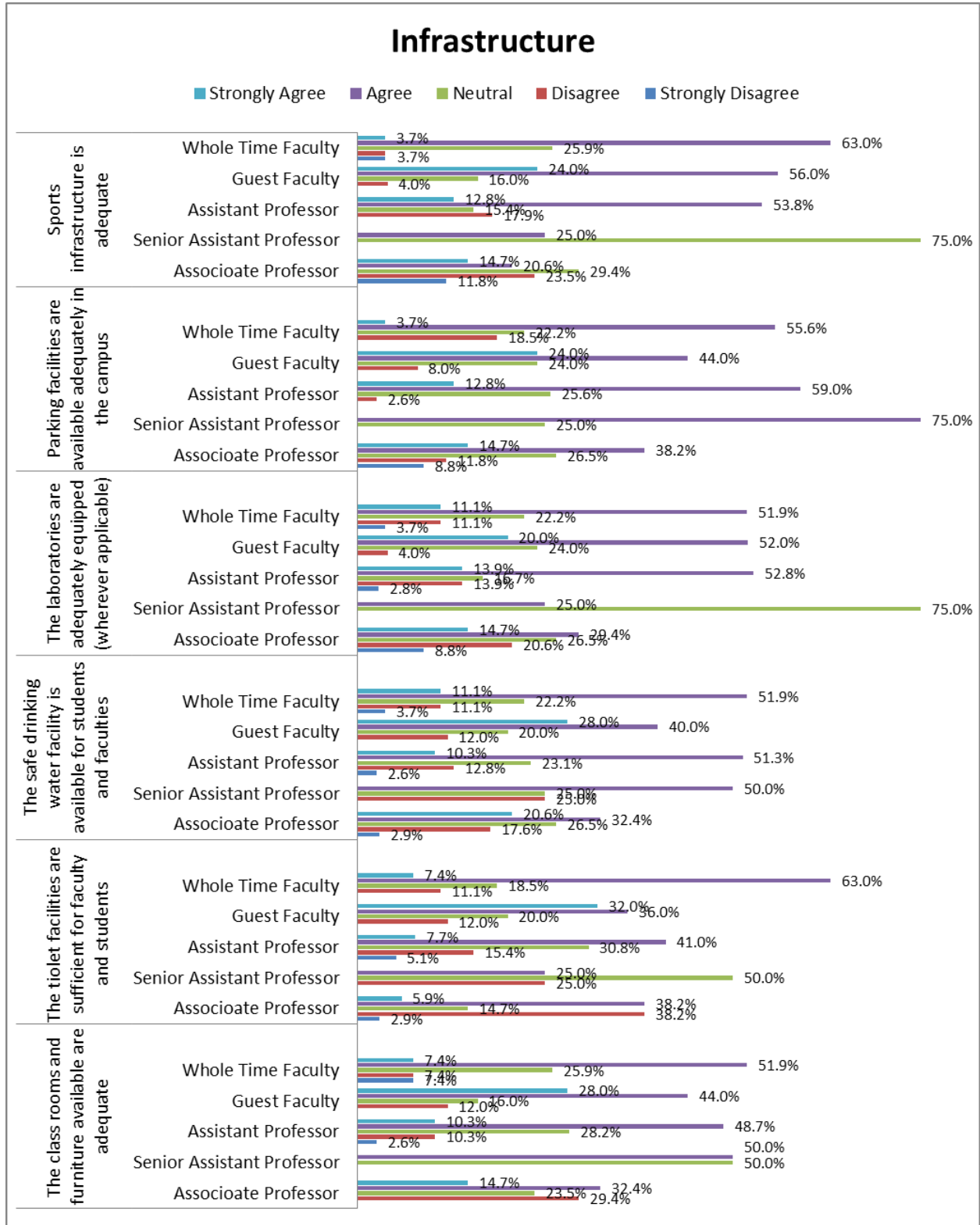
**Table3. Infrastructure**

		<b>Strongly Disagree</b>	<b>Disagree</b>	<b>Neutral</b>	<b>Agree</b>	<b>Strongly Agree</b>	<b>Total</b>
<b>The class rooms and furniture available are adequate</b>	Associate Professor	0	10	8	11	5	34
		0%	29%	24%	32%	15%	100%
	Senior Assistant Professor	0	0	2	2	0	4
		0%	0%	50%	50%	0%	100%
	Assistant Professor	1	4	11	19	4	39
		3%	10%	28%	49%	10%	100%
	Guest Faculty	0	3	4	11	7	25
		0%	12%	16%	44%	28%	100%
		7%	7%	26%	52%	7%	100%
<b>The toilet facilities are sufficient for faculty and students</b>	Associate Professor	1	13	5	13	2	34
		3%	38%	15%	38%	6%	100%
	Senior Assistant Professor	0	1	2	1	0	4
		0%	25%	50%	25%	0%	100%
	Assistant Professor	2	6	12	16	3	39
		5%	15%	31%	41%	8%	100%
	Guest Faculty	0	3	5	9	8	25
		0%	12%	20%	36%	32%	100%
		0%	11%	19%	63%	7%	100%



<b>The safe drinking water facility is available for students and faculties</b>	Associate Professor	1	6	9	11	7	34
		3%	18%	26%	32%	21%	100%
	Senior Assistant Professor	0	1	1	2	0	4
		0%	25%	25%	50%	0%	100%
	Assistant Professor	1	5	9	20	4	39
		3%	13%	23%	51%	10%	100%
	Guest Faculty	0	3	5	10	7	25
		0%	12%	20%	40%	28%	100%
	Whole Time Faculty	1	3	6	14	3	27
		4%	11%	22%	52%	11%	100%
<b>The laboratories are adequately equipped (wherever applicable)</b>	Associate Professor	3	7	9	10	5	34
		9%	21%	26%	29%	15%	100%
	Senior Assistant Professor	0	0	3	1	0	4
		0%	0%	75%	25%	0%	100%
	Assistant Professor	1	5	6	19	5	36
		3%	14%	17%	53%	14%	100%
	Guest Faculty	0	1	6	13	5	25
		0%	4%	24%	52%	20%	100%
	Whole Time Faculty	1	3	6	14	3	27
		4%	11%	22%	52%	11%	100%
<b>Parking facilities are available adequately in the campus</b>	Associate Professor	3	4	9	13	5	34
		9%	12%	26%	38%	15%	100%
	Senior Assistant Professor	0	0	1	3	0	4
		0%	0%	25%	75%	0%	100%
	Assistant Professor	0	1	10	23	5	39
		0%	3%	26%	59%	13%	100%
	Guest Faculty	0	2	6	11	6	25
		0%	8%	24%	44%	24%	100%
	Whole Time Faculty	0	5	6	15	1	27
		0%	19%	22%	56%	4%	100%
<b>Sports infrastructure is adequate</b>	Associate Professor	4	8	10	7	5	34
		12%	24%	29%	21%	15%	100%
	Senior Assistant Professor	0	0	3	1	0	4
		0%	0%	75%	25%	0%	100%
	Assistant Professor	0	7	6	21	5	39
		0%	18%	15%	54%	13%	100%
	Guest Faculty	0	1	4	14	6	25
		0%	4%	16%	56%	24%	100%
	Whole	1	1	7	17	1	27

	Time Faculty						
		4%	4%	26%	63%	4%	100%



➤ **C. INFRASTRUCTURE**

➤ **Condition 1: The classrooms and furniture available are adequate.**

- **Associate Professor:**
  1. **32% agrees with** the condition.
  2. **24% marks** the condition as **neutral**
  3. **29% disagrees** with the condition
  4. **15%strongly agrees** with the condition.
- **Senior Assistant Professor:**
  1. **50% agrees with** the condition.
  2. **50%** regards the condition as **neutral**.
- **Assistant Professor:**
  1. **49% agree** with the condition.
  2. **28% marks** the condition as **neutral**. Remaining percentages are not significant.
- **Guest Faculty:**
  1. **44% agree** with the condition.
  2. **16%** marks the condition as **neutral**.
  3. **28% strongly agree** with the condition.
  4. **12% disagrees with the** condition.
- **Whole time faculty:**
  1. **52% agree** with the condition.
  2. **26%** marks the condition as **neutral**. Remaining percentages are not significant.

➤ **Condition 2: The toilet facilities are sufficient for faculty and students.**

- **Associate Professor:**
  1. **38% agrees with** the condition.
  2. **15% regards** the condition as **neutral**.
  3. **38%disagrees** with the condition. Remaining percentages are not significant.
- **Senior Assistant Professor:**
  1. **25% agrees with** the condition.
  2. **50%** regards the condition as **neutral**.
  3. **25%disagrees** with the condition.
- **Assistant Professor:**
  1. **41% agree** with the condition.
  2. **31%** marks the condition as **neutral**.
  3. **15% disagree** with the condition. Remaining percentages are not significant.
- **Guest Faculty:**
  1. **36% agree** with the condition.
  2. **32% strongly agree** with the condition.
  3. **12% disagrees** with the condition
  4. **20%** marks the condition as **neutral**.
- **Whole time faculty:**
  1. **63% agree** with the condition.
  2. **19%** marks the condition as **neutral**.
  3. **11% disagree** with the condition. Remaining percentages are not significant.

➤ **Condition 3: The safe drinking water facility is available for students and faculties.**

- **Associate Professor:**
  1. **32% agrees with** the condition.
  2. **26%** marks the condition as **neutral**.
  3. **21% strongly agree** with the condition

- 4. **18% disagrees** with the condition. Remaining percentages are not significant.
  - **Senior Assistant Professor:**
    - 1. **50% agrees with** the condition.
    - 2. **25%** regards the condition as **neutral**.
    - 3. **25%disagrees** with the condition.
  - **Assistant Professor:**
    - 1. **51% agree** with the condition.
    - 2. **23%** marks the condition as **neutral**.
    - 3. **13% disagrees** with the condition. Remaining percentages are not significant
  - **Guest Faculty:**
    - 1. **40% agree** with the condition.
    - 2.28% strongly agrees** with the condition
    - 3. **20%** marks the condition as **neutral**.
    - 4. **12% disagrees** with the condition. Remaining percentages are not significant.
  - **Whole time faculty:**
    - 1. **52% agree** with the condition.
    - 2. **22%** marks the condition as **neutral**.
    - 3. **11% strongly agrees** with the condition
    - 4. **11% disagrees** with the condition. Remaining percentages are not significant
- **Condition 4: The buildings and furniture are well maintained.**
- **Associate Professor:**
    - 1. **38% agrees with** the condition.
    - 2.26%** marks the condition as **neutral**
    - 3. **24% disagrees** with the condition
  - **Senior Assistant Professor:**
    - 1. **25% agrees with** the condition.
    - 2. **50%** regards the condition as **neutral**.
    - 3. 25% strongly disagree** with the condition.
  - **Assistant Professor:**
    - 1. **38% agree** with the condition.
    - 2. **36% marks** the condition as neutral.
    - 3. 15% disagrees with the** condition .Remaining percentages are not significant.
  - **Guest Faculty:**
    - 1. **40% agree** with the condition.
    - 2. **20%** marks the condition as **neutral**.
    - 3. 28% strongly agree** with the condition.
    - 4. 12% disagrees with the** condition.
  - **Whole time faculty:**
    - 1. **56% agree** with the condition.
    - 2. **26%** marks the condition as **neutral**.
    - 3. 15% disagree** with the condition. Remaining percentages are not significant.
- **Condition 5: The laboratories are adequately equipped (whenever applicable).**
- **Associate Professor:**
    - 1. **29% agrees with** the condition.
    - 2.26%** marks the condition as **neutral**
    - 3. **15%strongly agrees** with the condition.

- 4. **21% disagrees** with the condition Remaining percentages are negligible.
  - **Senior Assistant Professor:**
    1. **25% agrees with** the condition.
    2. **75%** regards the condition as **neutral**.
  - **Assistant Professor:**
    1. **53% agree** with the condition.
    2. **14% strongly agrees** with.
    3. **17% marks** the condition as **neutral**.
    4. **14% disagrees** with the condition. Remaining percentages are not significant.
  - **Guest Faculty:**
    1. **52% agree** with the condition.
    2. **24%** marks the condition as **neutral**.
    3. **20% strongly agree** with the condition Remaining percentages are not significant.
  - **Whole time faculty:**
    1. **52% agrees with** the condition.
    2. **22%** marks the condition as **neutral**
    3. **11% strongly agrees** with the condition.
    4. **11% disagrees** with the condition. Remaining percentages are negligible.
- **Condition 6: Parking facilities are available adequately in the campus.**
- **Associate Professor:**
    1. **38% agrees with** the condition.
    2. **26% regards** the condition as neutral.
    3. **12% disagrees** with the condition.
    4. **15% strongly agrees** with the condition.. Remaining percentages are negligible.
  - **Senior Assistant Professor:**
    1. **75% agrees with** the condition.
    2. **25%** regards the condition as **neutral**.
  - **Assistant Professor:**
    1. **59% agree** with the condition.
    2. **26%** marks the condition as **neutral**.
    3. **13% strongly agrees** with the condition. Remaining percentages are not significant.
  - **Guest Faculty:**
    1. **44% agree** with the condition.
    2. **24% strongly agree** with the condition.
    3. **24%** marks the condition as **neutral** .Remaining percentages are not significant.
  - **Whole time faculty:**
    1. **56% agree** with the condition.
    2. **22%** marks the condition as **neutral**.
    3. **19% disagree** with the condition. Remaining percentages are not significant.
- **Condition 7: Sports infrastructure is adequate.**
- **Associate Professor:**
    1. **21% agrees with** the condition.
    2. **29%** marks the condition as **neutral**
    3. **24% disagrees** with the condition.
    4. **15% strongly agrees** with the condition.

- **Senior Assistant Professor:**
  1. **25% agrees with** the condition.
  2. **75%** regards the condition as **neutral**.
- **Assistant Professor:**
  1. **54% agree** with the condition.
  2. **13% strongly agrees** with.
  3. **15% marks** the condition as **neutral**.
  4. **18% disagrees** with the condition
- **Guest Faculty:**
  1. **56% agree** with the condition.
  2. **16%** marks the condition as **neutral**.
  3. **24% strongly agree** with the condition.

Remaining percentages are negligible.
- **Whole time faculty:**
  1. **63% agree** with the condition.
  2. **26%** marks the condition as **neutral**. Remaining percentages are negligible.

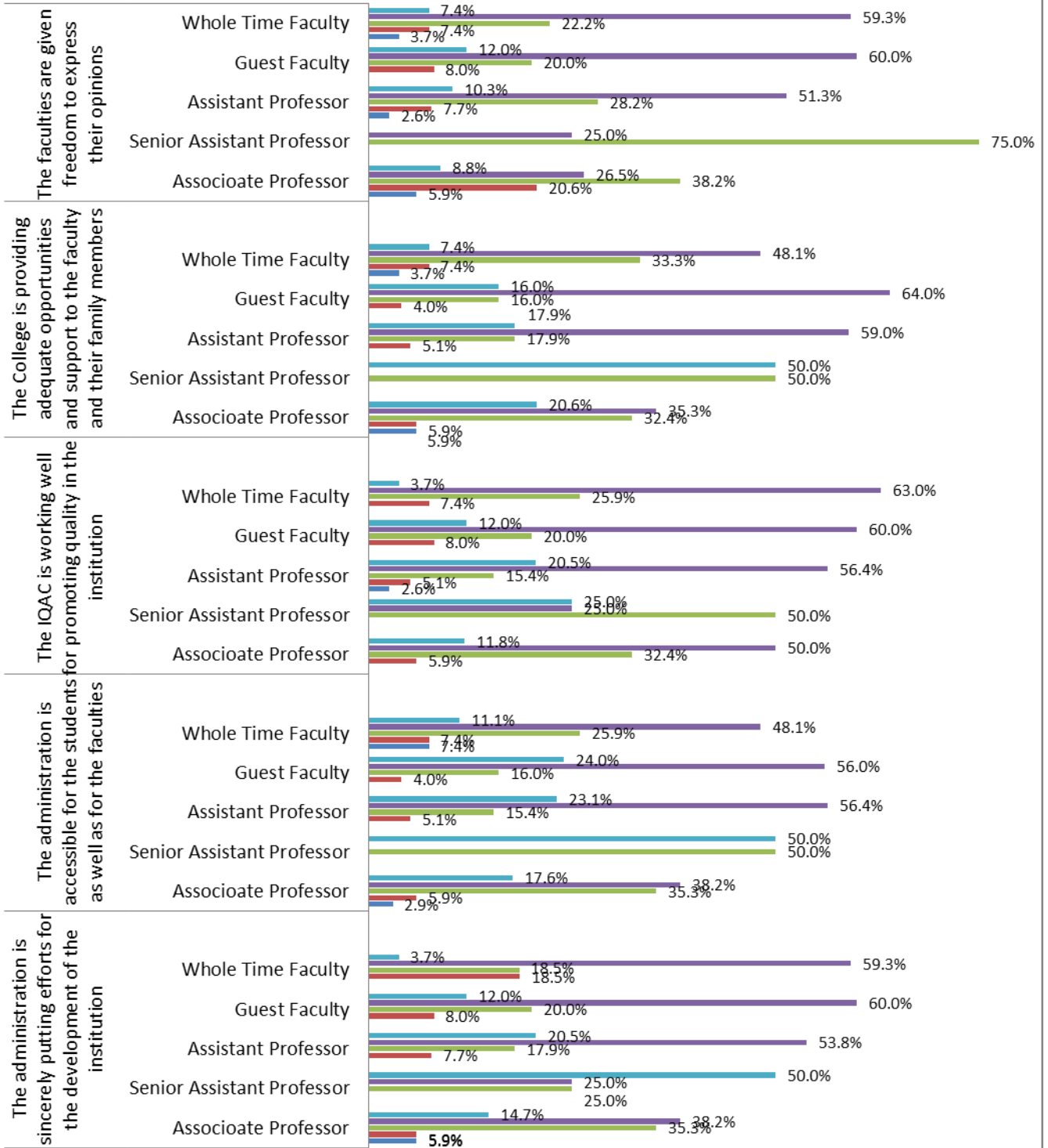
**Table 4. Governance, Leadership and Management**

		<b>Strongly Disagree</b>	<b>Disagree</b>	<b>Neutral</b>	<b>Agree</b>	<b>Strongly Agree</b>	<b>Total</b>
<b>The administration is sincerely putting efforts for the development of the institution</b>	Associate Professor	2	2	12	13	5	34
		6%	6%	35%	38%	15%	100%
	Senior Assistant Professor	0	0	1	1	2	4
		0%	0%	25%	25%	50%	100%
	Assistant Professor	0	3	7	21	8	39
		0%	8%	18%	54%	21%	100%
	Guest Faculty	0	2	5	15	3	25
		0%	8%	20%	60%	12%	100%
	Whole Time Faculty	0	5	5	16	1	27
		0%	19%	19%	59%	4%	100%
<b>The administration is accessible for the students as well as for the faculties</b>	Associate Professor	1	2	12	13	6	34
		3%	6%	35%	38%	18%	100%
	Senior Assistant Professor	0	0	2	0	2	4
		0%	0%	50%	0%	50%	100%
	Assistant Professor	0	2	6	22	9	39
		0%	5%	15%	56%	23%	100%
	Guest Faculty	0	1	4	14	6	25
		0%	4%	16%	56%	24%	100%
	Whole Time Faculty	2	2	7	13	3	27
		7%	7%	26%	48%	11%	100%
<b>The IQAC is working well for promoting quality in the institution</b>	Associate Professor	0	2	11	17	4	34
		0%	6%	32%	50%	12%	100%
	Senior Assistant Professor	0	0	2	1	1	4
		0%	0%	50%	25%	25%	100%

	Assistant Professor	1	2	6	22	8	39
		3%	5%	15%	56%	21%	100%
	Guest Faculty	0	2	5	15	3	25
		0%	8%	20%	60%	12%	100%
	Whole Time Faculty	0	2	7	17	1	27
		0%	7%	26%	63%	4%	100%
<b>The College is providing adequate opportunities and support to the faculty and their family members</b>	Associate Professor	2	2	11	12	7	34
		6%	6%	32%	35%	21%	100%
	Senior Assistant Professor	0	0	2	0	2	4
		0%	0%	50%	0%	50%	100%
	Assistant Professor	0	2	7	23	7	39
		0%	5%	18%	59%	18%	100%
	Guest Faculty	0	1	4	16	4	25
		0%	4%	16%	64%	16%	100%
	Whole Time Faculty	1	2	9	13	2	27
		4%	7%	33%	48%	7%	100%
<b>The Faculties are given freedom to express their opinions</b>	Associate Professor	2	7	13	9	3	34
		6%	21%	38%	26%	9%	100%
	Senior Assistant Professor	0	0	3	1	0	4
		0%	0%	75%	25%	0%	100%
	Assistant Professor	1	3	11	20	4	39
		3%	8%	28%	51%	10%	100%
	Guest Faculty	0	2	5	15	3	25
		0%	8%	20%	60%	12%	100%
	Whole Time Faculty	1	2	6	16	2	27
		4%	7%	22%	59%	7%	100%

# Governance, Leadership and Management

Strongly Agree Agree Neutral Disagree Strongly Disagree





➤ **D. GOVERNANCE, LEADERSHIP AND MANAGEMENT**

➤ **Condition 1: The administration is sincerely putting efforts for the development of the institution.**

- **Associate Professor:**
  1. **38% agrees with** the condition.
  2. **35% regards** the condition as *neutral*.
  3. **15% strongly agrees with the condition.**Remaining percentages are not significant.
- **Senior Assistant Professor:**
  1. **25% agrees with** the condition.
  2. **25%** regards the condition as **neutral**.
  3. **50%strongly agrees** with the condition.
- **Assistant Professor:**
  1. **54% agree** with the condition.
  2. **18%** marks the condition as **neutral**.
  3. **21% strongly agree** with the condition.Remaining percentages are not significant.
- **Guest Faculty:**
  1. **60% agree** with the condition.
  2. **12% strongly agree** with the condition.
  3. **20%** marks the condition as **neutral**. Remaining percentages are not significant.
- **Whole time faculty:**
  1. **59% agree** with the condition.
  2. **19%** marks the condition as **neutral**.
  3. **19% disagree** with the condition. Remaining percentages are not significant.

➤ **Condition 2: The administration is accessible for the students as well as for the faculties.**

- **Associate Professor:**
  1. **38% agrees with** the condition.
  2. **35% regards** the condition as **neutral**.
  3. **18%strongly agrees** with the condition.Remaining percentages are not significant.
- **Senior Assistant Professor:**
  1. **50% strongly agrees with** the condition.
  2. **50%** regards the condition as **neutral**.
- **Assistant Professor:**
  1. **56% agree** with the condition.
  2. **15%** marks the condition as **neutral**.
  3. **23% strongly agree** with the condition.Remaining percentages are not significant.
- **Guest Faculty:**
  1. **56% agree** with the condition.
  2. **24% strongly agree** with the condition.
  3. **16%** marks the condition as **neutral**. Remaining percentages are not significant.
- **Whole time faculty:**
  1. **48% agree** with the condition.
  2. **26%** marks the condition as **neutral**.
  3. **11% strongly agree** with the condition.Remaining percentages are not significant.

- **Condition 3: The IQAC is working well for promoting quality in the institution.**
- **Associate Professor:**
    1. **50% agrees with** the condition.
    2. **32%** marks the condition as **neutral**
    3. **12% strongly agree** with the condition. Remaining percentages are not significant.
  - **Senior Assistant Professor:**
    1. **25% agrees with** the condition.
    2. **50%** regards the condition as **neutral**.
    3. **25% strongly disagree** with the condition.
  - **Assistant Professor:**
    1. **56% agree** with the condition.
    2. **15% marks** the condition as **neutral**.
    3. **21% strongly agrees with the** condition. Remaining percentages are not significant.
  - **Guest Faculty:**
    1. **60% agree** with the condition.
    2. **20%** marks the condition as **neutral**.
    3. **12% strongly agree** with the condition. Remaining percentages are not significant.
  - **Whole time faculty:**
    1. **63% agree** with the condition.
    2. **26%** marks the condition as **neutral**. Remaining percentages are not significant.
- **Condition 4: The College is providing adequate opportunities and support to the faculty and their family members.**
- **Associate Professor:**
    1. **35% agrees with** the condition.
    2. **32% regards** the condition as **neutral**.
    3. **21%strongly agrees** with the condition. Remaining percentages are not significant.
  - **Senior Assistant Professor:**
    1. **50%** regards the condition as **neutral**.
    2. **50%strongly agrees** with the condition.
  - **Assistant Professor:**
    1. **59% agree** with the condition.
    2. **18%** marks the condition as **neutral**.
    3. **18% strongly agree** with the condition. Remaining percentages are not significant.
  - **Guest Faculty:**
    1. **64% agree** with the condition.
    2. **16% strongly agree** with the condition.
    3. **16%** marks the condition as **neutral**. Remaining percentages are not significant.
  - **Whole time faculty:**
    1. **48% agree** with the condition.
    2. **33%** marks the condition as **neutral**. Remaining percentages are not significant.
- **Condition 5: Faculties are given freedom to express their opinions.**
- **Associate Professor:**
    1. **26% agrees with** the condition.
    2. **38% regards** the condition as **neutral**.
    3. **21% disagrees** with the condition. Remaining percentages are not significant.



## ANNEXURE – III

### Best Practice 1

1. **Title:** Self Defense Training to Youngsters
2. **Goal:** To increase the self confidence amongst the youngsters
3. **The Context:** To train the young boys and girls in the art of self-defense, to make them capable to defend themselves at the time of crisis.
4. **The Practice:** Karate is a martial art developed in the Ryukyu Kindom. It developed from the indigenous Ryukyun martial arts under the influence of Chinese Kung-Fu, particularly Fuzian White Crane. College authority allows private organizations to train boys and girls from the nearby area, students in the evening, inside the campus.
5. **Evidences of Success:** Increase of enthusiasm and self-confidence has been observed amongst the trainees, along with growth in the number of trainees.
6. **Problems Encountered and Resources Required:** As regular classes of the college run up to 5 pm, the training session does not get sufficient time, especially in the winter season. Moreover, the training area provided is not enough to accommodate more number of students.

### Best Practice 2

1. **Title:** Maintenance of Bio-diversity in the college campus
2. **Goal:** To maintain an eco-friendly environment in the college campus
3. **The Context:** To utilize the water resource for the benefit of college fraternity and local residents.
4. **The Practice:** Two beautiful ponds in the entrance of the college campus, enhances the scenic beauty of Pragjyotish College. The ponds are well maintained to sustain biodiversity. College authority permits local organizations to use the ponds for various activities.
5. **Evidences of Success:** Well decorated ponds attract large number of visitors during festivals like Durga Puja.
6. **Problems Encountered and Resources Required:** Boundary walls of the ponds are being damaged due to natural wear and tear, as well as the soil erosion at the toe part, which requires urgent repairing. Over the years, water of the ponds being polluted due to pilferage drainage water and the adjacent Bharalu River. College authority is trying its best to prevent this.